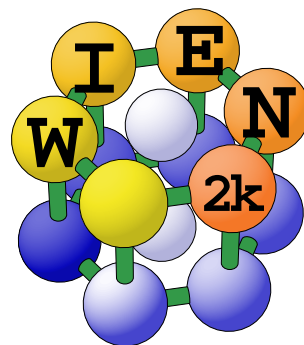

NLO within WIEN2k



9th WIEN Workshop, April 2003

Bernd Olejnik

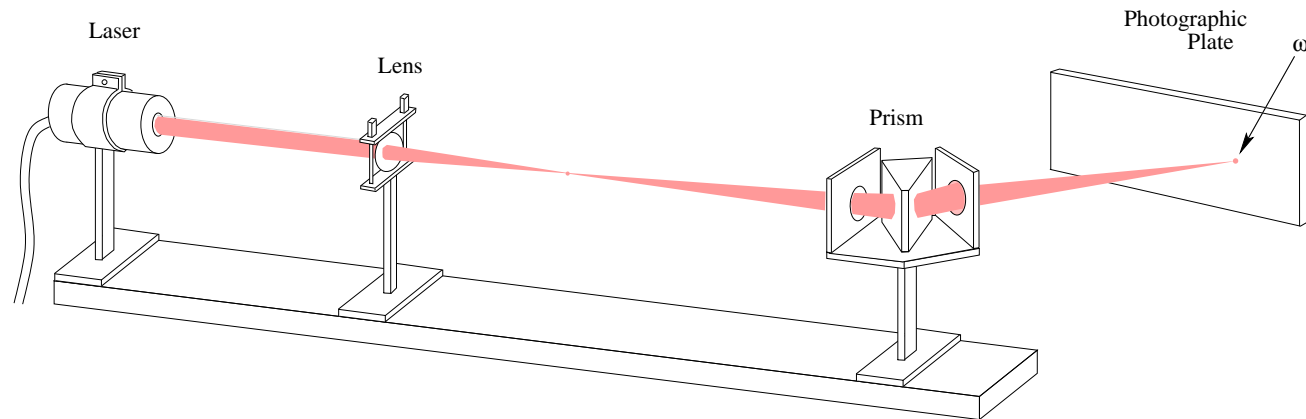
`bernd.olejnik@theochem.tuwien.ac.at`

TU Wien

- Introduction...
- Method...
- Program Modules...
- Examples...

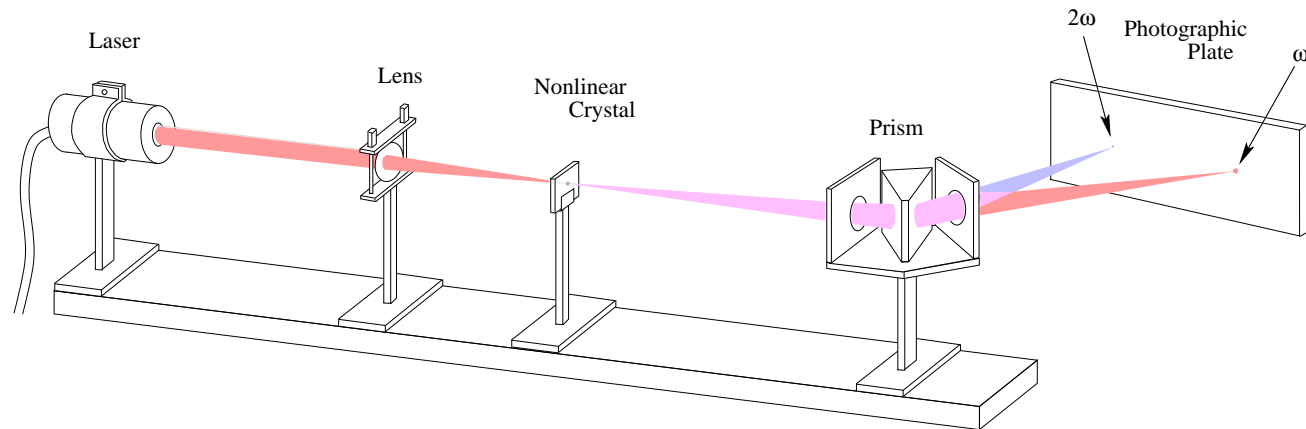
What is Nonlinear Optic ?

What is Nonlinear Optic ?



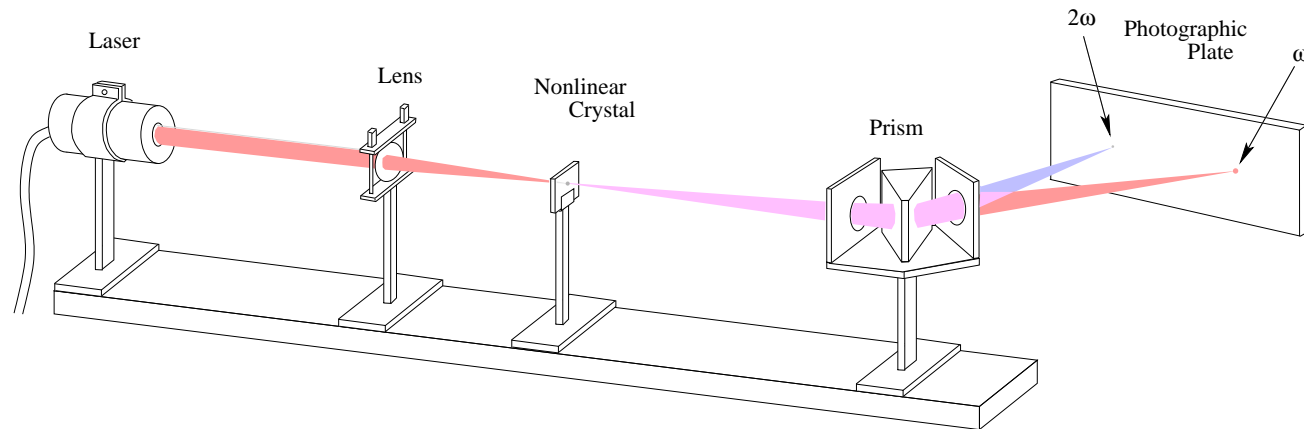
First NLO-Experiment by Franken (1961)

What is Nonlinear Optic ?



First NLO-Experiment by Franken (1961)

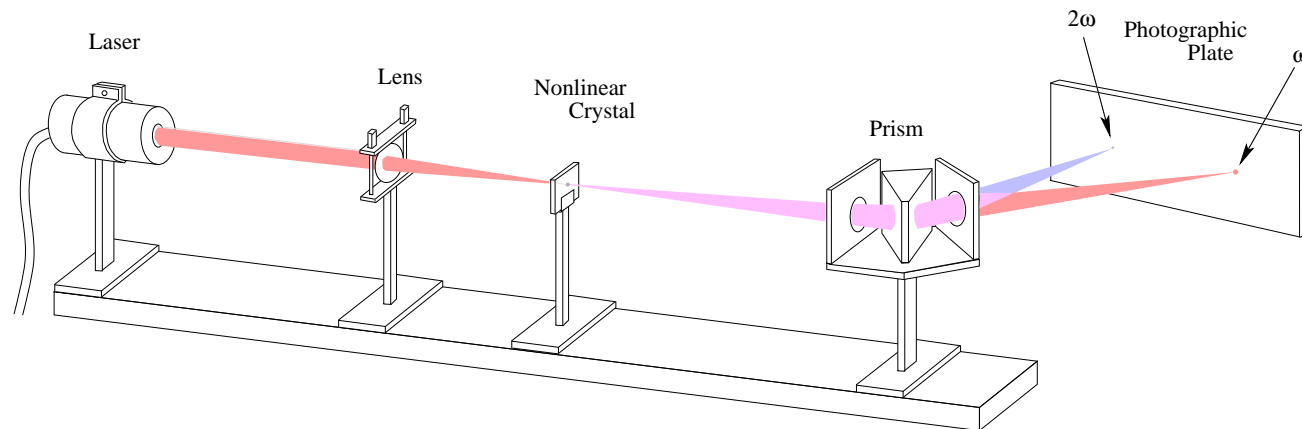
What is Nonlinear Optic ?



First NLO-Experiment by Franken (1961)

Second Harmonic Generation (SHG)

What is Nonlinear Optic ?



First NLO-Experiment by Franken (1961)

Second Harmonic Generation (SHG)

- 3 Photon Process: $\omega + \omega \rightarrow 2\omega$
- High Light Intensity \Rightarrow Focus
- Only in specific Crystals

Which Crystals show SHG ?

Which Crystals show SHG ?

- Bulk Material with Non Centrosymmetric Structure
- Every Surface is Non Centrosymmetric per Definition
- Typical NLO-Crystals used in Applications, i.e. SHG

Crystal	Formula	Class
BBO	β -BaB ₂ O ₄	3
Lithiumniobat	LiNbO ₃	3 3
Quartz	α -SiO ₂	3 2
KDP	KH ₂ PO ₄	$\bar{4} 2 m$
Banana	Ba ₂ NaNb ₅ O ₁₅	2 <i>m m</i>
KTP	KTiOPO ₄	2 <i>m m</i>

What is our Motivation ?

- Highly accurate DFT Program WIEN2k exists
- Understanding SHG on a microscopical scale
⇒ Additional Package for SHG
- Experiments on the Computer
- Optimizing Crystals for SHG

Source of the Nonlinearity

Source of the Nonlinearity

- Interaction between Light and Matter

Source of the Nonlinearity

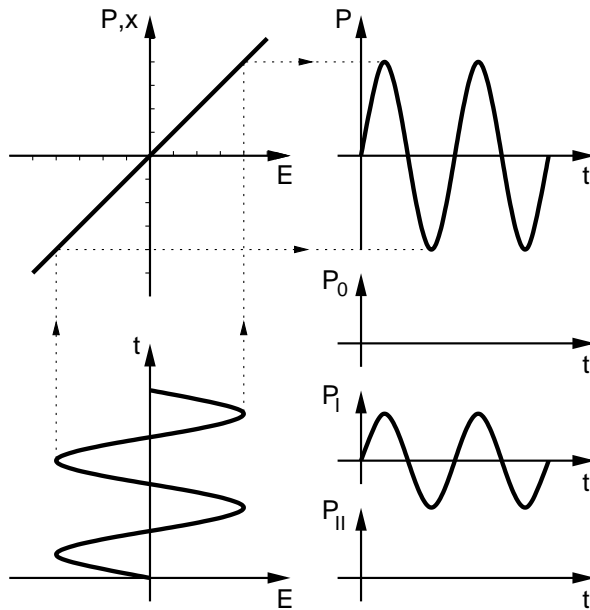
- Interaction between Light and Matter
- Incident Light \Rightarrow Polarization of Media

Source of the Nonlinearity

- Interaction between Light and Matter
- Incident Light \Rightarrow Polarization of Media
- Characteristic Curve connects Polarization and driving Field

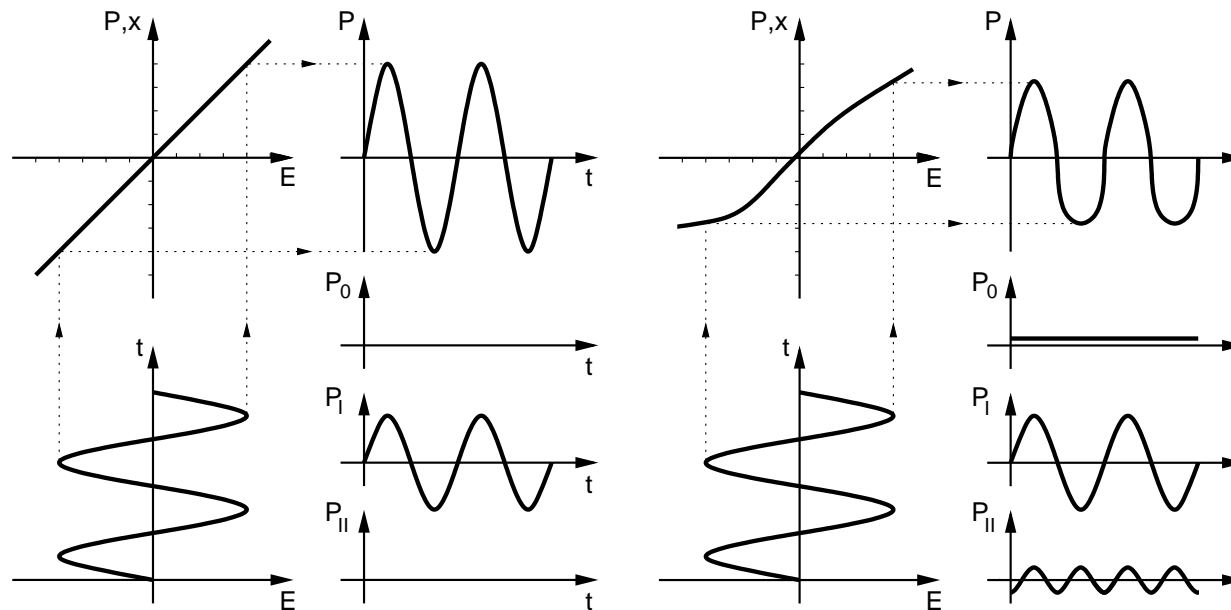
Source of the Nonlinearity

- Interaction between Light and Matter
- Incident Light \Rightarrow Polarization of Media
- Characteristic Curve connects Polarization and driving Field



Source of the Nonlinearity

- Interaction between Light and Matter
- Incident Light \Rightarrow Polarization of Media
- Characteristic Curve connects Polarization and driving Field



Our Approach

Our Approach

- Expansion into a Power Series

$$P^a = \underbrace{\sum_b \chi_I^{ab} E^b}_{LO} + \underbrace{\sum_b \sum_c \chi_{II}^{abc} E^b E^c}_{NLO} + \dots$$

Our Approach

- Expansion into a Power Series

$$P^a = \underbrace{\sum_b \chi_I^{ab} E^b}_{LO} + \underbrace{\sum_b \sum_c \chi_{II}^{abc} E^b E^c}_{NLO} + \dots$$

- Perturbation Theory in Density Formalism
(PRB **48**, 11705 (1993))

Our Approach

- Expansion into a Power Series

$$P^a = \underbrace{\sum_b \chi_I^{ab} E^b}_{LO} + \underbrace{\sum_b \sum_c \chi_{II}^{abc} E^b E^c}_{NLO} + \dots$$

- Perturbation Theory in Density Formalism
(PRB **48**, 11705 (1993))
 - Formalism works only for Filled Bands

Our Approach

- Expansion into a Power Series

$$P^a = \underbrace{\sum_b \chi_I^{ab} E^b}_{LO} + \underbrace{\sum_b \sum_c \chi_{II}^{abc} E^b E^c}_{NLO} + \dots$$

- Perturbation Theory in Density Formalism
(PRB **48**, 11705 (1993))
 - Formalism works only for Filled Bands
 - Separate Susceptibility into several Parts

$$\chi_{II}^{abc}(-2\omega; \omega, \omega) = \underbrace{\chi_{ter}^{abc}(-2\omega; \omega, \omega)}_{interband} + \underbrace{\chi_{tra}^{abc}(-2\omega; \omega, \omega)}_{intraband}$$

Our Approach

- Expansion into a Power Series

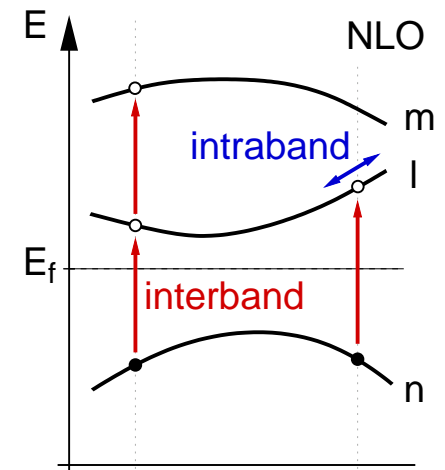
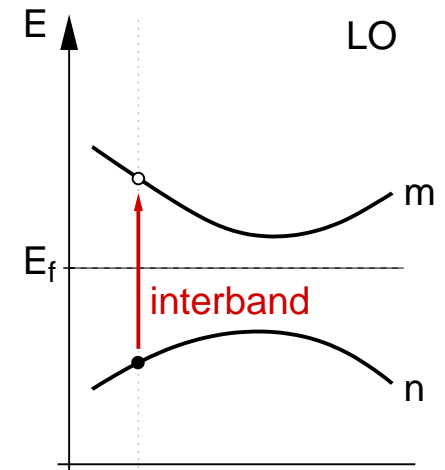
$$P^a = \underbrace{\sum_b \chi_I^{ab} E^b}_{LO} + \underbrace{\sum_b \sum_c \chi_{II}^{abc} E^b E^c}_{NLO} + \dots$$

- Perturbation Theory in Density Formalism

(PRB **48**, 11705 (1993))

- Formalism works only for Filled Bands
- Separate Susceptibility into several Parts

$$\chi_{II}^{abc}(-2\omega; \omega, \omega) = \underbrace{\chi_{ter}^{abc}(-2\omega; \omega, \omega)}_{interband} + \underbrace{\chi_{tra}^{abc}(-2\omega; \omega, \omega)}_{intraband}$$



Interband Contribution

$$\begin{aligned} \chi_{ter}^{abc}(-2\omega; \omega, \omega) &= \frac{e^3}{8\pi^3 \hbar^2} \int_{\text{FBZ}} d^3k \sum_{nml} \frac{r_{nm}^a (r_{ml}^b r_{ln}^c + r_{ml}^c r_{ln}^b)}{\omega_{ln} - \omega_{ml}} \\ &\quad \times \left[\frac{2f_{nm}}{\omega_{mn} - 2\omega} + \frac{f_{ln}}{\omega_{ln} - \omega} + \frac{f_{ml}}{\omega_{ml} - \omega} \right] \end{aligned}$$

Interband Contribution

$$\chi_{ter}^{abc}(-2\omega; \omega, \omega) = \frac{e^3}{8\pi^3 \hbar^2} \int_{\text{FBZ}} d^3k \sum_{nml} \frac{r_{nm}^a (r_{ml}^b r_{ln}^c + r_{ml}^c r_{ln}^b)}{\omega_{ln} - \omega_{ml}} \\ \times \left[\frac{2f_{nm}}{\omega_{mn} - 2\omega} + \frac{f_{ln}}{\omega_{ln} - \omega} + \frac{f_{ml}}{\omega_{ml} - \omega} \right]$$

- Contribution of the purely interband Processes

Interband Contribution

$$\chi_{ter}^{abc}(-2\omega; \omega, \omega) = \frac{e^3}{8\pi^3 \hbar^2} \int_{\text{FBZ}} d^3k \sum_{nml} \frac{r_{nm}^a (r_{ml}^b r_{ln}^c + r_{ml}^c r_{ln}^b)}{\omega_{ln} - \omega_{ml}} \\ \times \left[\frac{2f_{nm}}{\omega_{mn} - 2\omega} + \frac{f_{ln}}{\omega_{ln} - \omega} + \frac{f_{ml}}{\omega_{ml} - \omega} \right]$$

- Contribution of the purely interband Processes
- Integration over the Full Brillouin Zone (FBZ)

Interband Contribution

$$\chi_{ter}^{abc}(-2\omega; \omega, \omega) = \frac{e^3}{8\pi^3 \hbar^2} \int_{\text{FBZ}} d^3k \sum_{nml} \frac{r_{nm}^a (r_{ml}^b r_{ln}^c + r_{ml}^c r_{ln}^b)}{\omega_{ln} - \omega_{ml}} \\ \times \left[\frac{2f_{nm}}{\omega_{mn} - 2\omega} + \frac{f_{ln}}{\omega_{ln} - \omega} + \frac{f_{ml}}{\omega_{ml} - \omega} \right]$$

- Contribution of the purely interband Processes
- Integration over the Full Brillouin Zone (FBZ)
- r_{nm}^a and ω_{mn} are k-Point dependent

Interband Contribution

$$\chi_{ter}^{abc}(-2\omega; \omega, \omega) = \frac{e^3}{8\pi^3 \hbar^2} \int_{\text{FBZ}} d^3k \sum_{nml} \frac{r_{nm}^a (r_{ml}^b r_{ln}^c + r_{ml}^c r_{ln}^b)}{\omega_{ln} - \omega_{ml}} \\ \times \left[\frac{2f_{nm}}{\omega_{mn} - 2\omega} + \frac{f_{ln}}{\omega_{ln} - \omega} + \frac{f_{ml}}{\omega_{ml} - \omega} \right]$$

- Contribution of the purely interband Processes
- Integration over the Full Brillouin Zone (FBZ)
- r_{nm}^a and ω_{mn} are k-Point dependent
- Only one Divergence is remaining

Interband Contribution

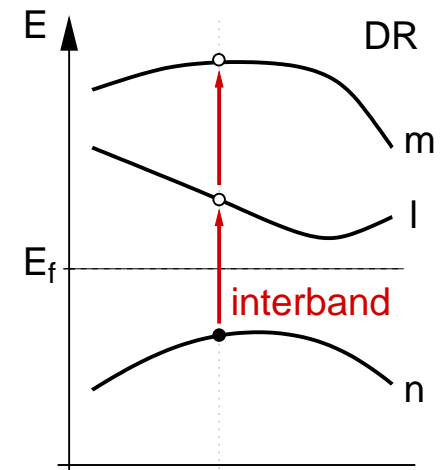
$$\chi_{ter}^{abc}(-2\omega; \omega, \omega) = \frac{e^3}{8\pi^3 \hbar^2} \int_{\text{FBZ}} d^3k \sum_{nml} \frac{r_{nm}^a (r_{ml}^b r_{ln}^c + r_{ml}^c r_{ln}^b)}{\omega_{ln} - \omega_{ml}} \times \left[\frac{2f_{nm}}{\omega_{mn} - 2\omega} + \frac{f_{ln}}{\omega_{ln} - \omega} + \frac{f_{ml}}{\omega_{ml} - \omega} \right]$$

- Contribution of the purely interband Processes
- Integration over the Full Brillouin Zone (FBZ)
- r_{nm}^a and ω_{mn} are k-Point dependent
- Only one Divergence is remaining
⇒ Double Resonance (DR)

Interband Contribution

$$\chi_{ter}^{abc}(-2\omega; \omega, \omega) = \frac{e^3}{8\pi^3 \hbar^2} \int_{\text{FBZ}} d^3k \sum_{nml} \frac{r_{nm}^a (r_{ml}^b r_{ln}^c + r_{ml}^c r_{ln}^b)}{\omega_{ln} - \omega_{ml}} \times \left[\frac{2f_{nm}}{\omega_{mn} - 2\omega} + \frac{f_{ln}}{\omega_{ln} - \omega} + \frac{f_{ml}}{\omega_{ml} - \omega} \right]$$

- Contribution of the purely interband Processes
- Integration over the Full Brillouin Zone (FBZ)
- r_{nm}^a and ω_{mn} are k-Point dependent
- Only one Divergence is remaining
⇒ Double Resonance (DR)



Intraband Contribution

$$\begin{aligned} \chi_{tra}^{abc}(-2\omega; \omega, \omega) = & i \frac{e^3}{8\pi^3 \hbar^2} \int_{\text{FBZ}} d^3k \sum_{nm} f_{nm} \left[\frac{2r_{nm}^a (r_{mn;c}^b + r_{mn;b}^c)}{\omega_{mn}(\omega_{mn} - 2\omega)} \right. \\ & + \frac{(r_{nm;c}^a r_{mn}^b + r_{nm;b}^a r_{mn}^c)}{\omega_{mn}(\omega_{mn} - \omega)} - \frac{(r_{nm;a}^b r_{mn}^c + r_{nm;a}^c r_{mn}^b)}{2\omega_{mn}(\omega_{mn} - \omega)} \\ & \left. + \left(\frac{1}{\omega_{mn} - \omega} - \frac{4}{\omega_{mn} - 2\omega} \right) \frac{r_{nm}^a}{\omega_{mn}^2} (r_{mn}^b \Delta_{mn}^c + r_{mn}^c \Delta_{mn}^b) \right] \end{aligned}$$

Intraband Contribution

$$\begin{aligned} \chi_{tra}^{abc}(-2\omega; \omega, \omega) = & i \frac{e^3}{8\pi^3 \hbar^2} \int_{\text{FBZ}} d^3k \sum_{nm} f_{nm} \left[\frac{2r_{nm}^a (r_{mn;c}^b + r_{mn;b}^c)}{\omega_{mn}(\omega_{mn} - 2\omega)} \right. \\ & + \frac{(r_{nm;c}^a r_{mn}^b + r_{nm;b}^a r_{mn}^c)}{\omega_{mn}(\omega_{mn} - \omega)} - \frac{(r_{nm;a}^b r_{mn}^c + r_{nm;a}^c r_{mn}^b)}{2\omega_{mn}(\omega_{mn} - \omega)} \\ & \left. + \left(\frac{1}{\omega_{mn} - \omega} - \frac{4}{\omega_{mn} - 2\omega} \right) \frac{r_{nm}^a}{\omega_{mn}^2} (r_{mn}^b \Delta_{mn}^c + r_{mn}^c \Delta_{mn}^b) \right] \end{aligned}$$

- Contribution of the mixed interband and intraband Processes

Intraband Contribution

$$\begin{aligned} \chi_{tra}^{abc}(-2\omega; \omega, \omega) = & i \frac{e^3}{8\pi^3 \hbar^2} \int_{\text{FBZ}} d^3k \sum_{nm} f_{nm} \left[\frac{2r_{nm}^a (r_{mn;c}^b + r_{mn;b}^c)}{\omega_{mn}(\omega_{mn} - 2\omega)} \right. \\ & + \frac{(r_{nm;c}^a r_{mn}^b + r_{nm;b}^a r_{mn}^c)}{\omega_{mn}(\omega_{mn} - \omega)} - \frac{(r_{nm;a}^b r_{mn}^c + r_{nm;a}^c r_{mn}^b)}{2\omega_{mn}(\omega_{mn} - \omega)} \\ & \left. + \left(\frac{1}{\omega_{mn} - \omega} - \frac{4}{\omega_{mn} - 2\omega} \right) \frac{r_{nm}^a}{\omega_{mn}^2} (r_{mn}^b \Delta_{mn}^c + r_{mn}^c \Delta_{mn}^b) \right] \end{aligned}$$

- Contribution of the mixed interband and intraband Processes
 - Modulation of the linear Response by the intraband Motion

Intraband Contribution

$$\begin{aligned} \chi_{tra}^{abc}(-2\omega; \omega, \omega) = & i \frac{e^3}{8\pi^3 \hbar^2} \int_{\text{FBZ}} d^3k \sum_{nm} f_{nm} \left[\frac{2r_{nm}^a (r_{mn;c}^b + r_{mn;b}^c)}{\omega_{mn}(\omega_{mn} - 2\omega)} \right. \\ & + \frac{(r_{nm;c}^a r_{mn}^b + r_{nm;b}^a r_{mn}^c)}{\omega_{mn}(\omega_{mn} - \omega)} - \frac{(r_{nm;a}^b r_{mn}^c + r_{nm;a}^c r_{mn}^b)}{2\omega_{mn}(\omega_{mn} - \omega)} \\ & \left. + \left(\frac{1}{\omega_{mn} - \omega} - \frac{4}{\omega_{mn} - 2\omega} \right) \frac{r_{nm}^a}{\omega_{mn}^2} (r_{mn}^b \Delta_{mn}^c + r_{mn}^c \Delta_{mn}^b) \right] \end{aligned}$$

- Contribution of the mixed interband and intraband Processes
 - Modulation of the linear Response by the intraband Motion
 - Modification of the intraband Motion by the interband Polarization

Intraband Contribution

$$\begin{aligned} \chi_{tra}^{abc}(-2\omega; \omega, \omega) = & i \frac{e^3}{8\pi^3 \hbar^2} \int_{\text{FBZ}} d^3k \sum_{nm} f_{nm} \left[\frac{2r_{nm}^a (r_{mn;c}^b + r_{mn;b}^c)}{\omega_{mn}(\omega_{mn} - 2\omega)} \right. \\ & + \frac{(r_{nm;c}^a r_{mn}^b + r_{nm;b}^a r_{mn}^c)}{\omega_{mn}(\omega_{mn} - \omega)} - \frac{(r_{nm;a}^b r_{mn}^c + r_{nm;a}^c r_{mn}^b)}{2\omega_{mn}(\omega_{mn} - \omega)} \\ & \left. + \left(\frac{1}{\omega_{mn} - \omega} - \frac{4}{\omega_{mn} - 2\omega} \right) \frac{r_{nm}^a}{\omega_{mn}^2} (r_{mn}^b \Delta_{mn}^c + r_{mn}^c \Delta_{mn}^b) \right] \end{aligned}$$

- Contribution of the mixed interband and intraband Processes
 - Modulation of the linear Response by the intraband Motion
 - Modification of the intraband Motion by the interband Polarization
- $r_{nm;b}^a$ and Δ_{mn}^b are k-Point dependent

Intraband Contribution

$$\begin{aligned} \chi_{tra}^{abc}(-2\omega; \omega, \omega) = & i \frac{e^3}{8\pi^3 \hbar^2} \int_{\text{FBZ}} d^3k \sum_{nm} f_{nm} \left[\frac{2r_{nm}^a (r_{mn;c}^b + r_{mn;b}^c)}{\omega_{mn}(\omega_{mn} - 2\omega)} \right. \\ & + \frac{(r_{nm;c}^a r_{mn}^b + r_{nm;b}^a r_{mn}^c)}{\omega_{mn}(\omega_{mn} - \omega)} - \frac{(r_{nm;a}^b r_{mn}^c + r_{nm;a}^c r_{mn}^b)}{2\omega_{mn}(\omega_{mn} - \omega)} \\ & \left. + \left(\frac{1}{\omega_{mn} - \omega} - \frac{4}{\omega_{mn} - 2\omega} \right) \frac{r_{nm}^a}{\omega_{mn}^2} (r_{mn}^b \Delta_{mn}^c + r_{mn}^c \Delta_{mn}^b) \right] \end{aligned}$$

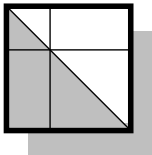
- Contribution of the mixed interband and intraband Processes
 - Modulation of the linear Response by the intraband Motion
 - Modification of the intraband Motion by the interband Polarization
- $r_{nm;b}^a$ and Δ_{mn}^b are k-Point dependent
- No Divergences are remaining

Algorithm

Algorithm

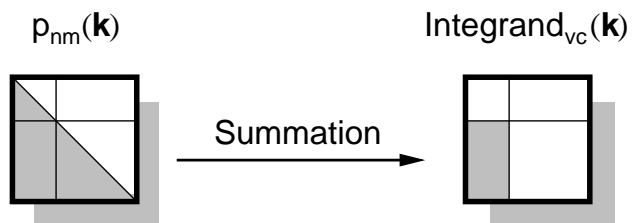
- Starting with the Momentum Matrix Elements (MME)

$p_{nm}(\mathbf{k})$



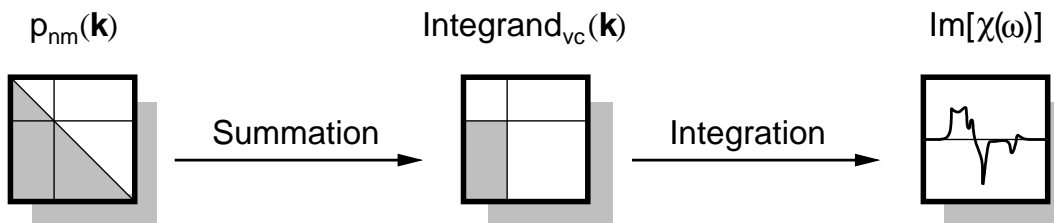
Algorithm

- Starting with the Momentum Matrix Elements (MME)
- Evaluate the Integrands



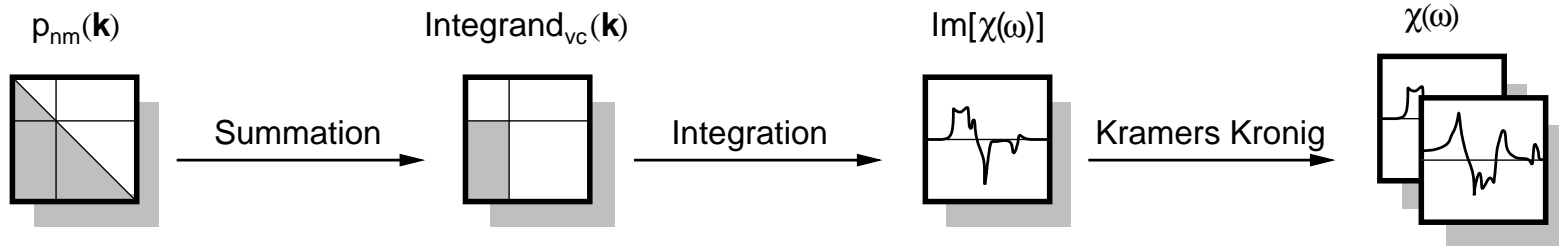
Algorithm

- Starting with the Momentum Matrix Elements (MME)
- Evaluate the Integrands
- Integrate over the Energy Surface
⇒ Imaginary Part of Susceptibility



Algorithm

- Starting with the Momentum Matrix Elements (MME)
- Evaluate the Integrands
- Integrate over the Energy Surface
⇒ Imaginary Part of Susceptibility
- Apply the Kramers Kronig Relation
⇒ Real Part of Susceptibility



Scissor Correction in SHG

Scissor Correction in SHG

- Correction to the Band Gap Problem in DFT

Scissor Correction in SHG

- Correction to the Band Gap Problem in DFT
- Lift the unoccupied Bands by a constant Energy

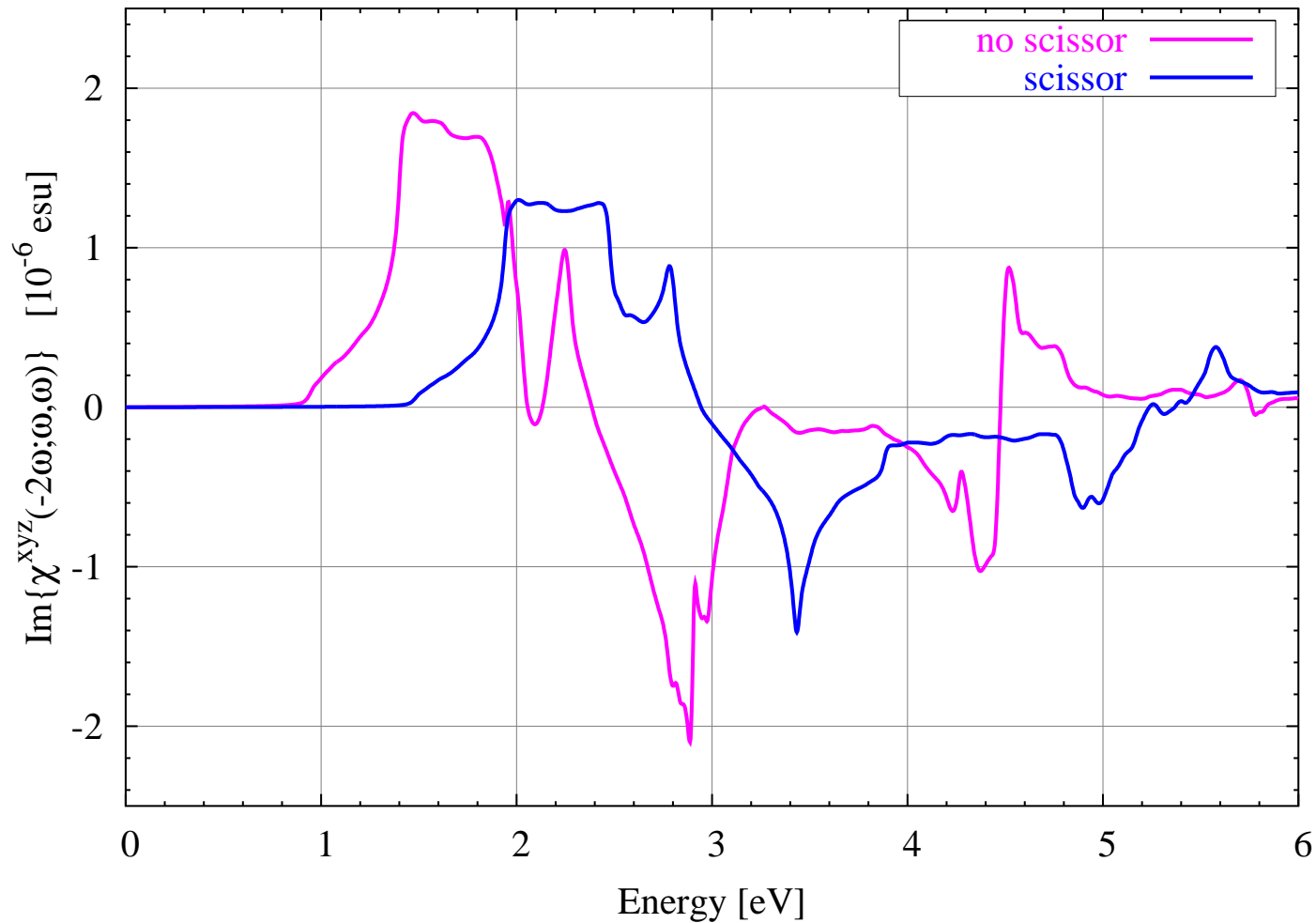
Scissor Correction in SHG

- Correction to the Band Gap Problem in DFT
- Lift the unoccupied Bands by a constant Energy
- Linear Response (LR)
 - Shift the Spectrum
 - ⇒ Absorption starts at Band Gap Energy

Scissor Correction in SHG

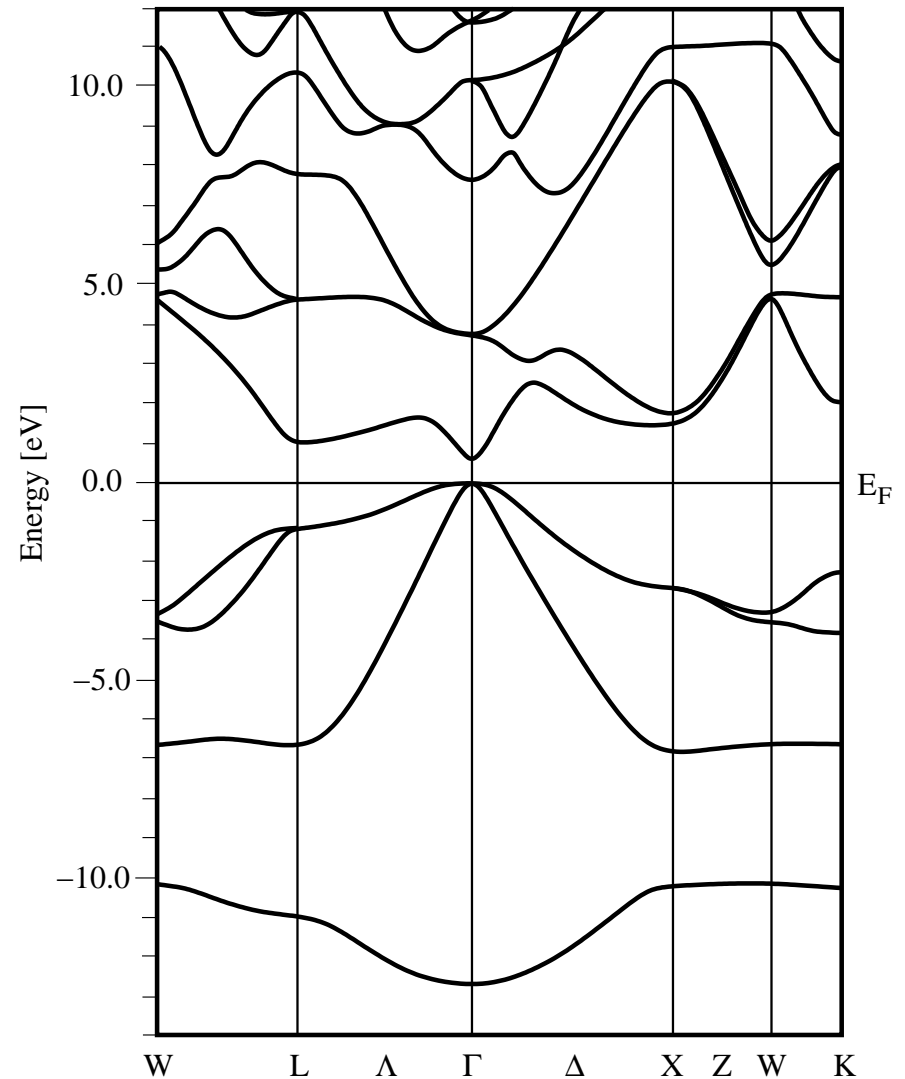
- Correction to the Band Gap Problem in DFT
- Lift the unoccupied Bands by a constant Energy
- Linear Response (LR)
 - Shift the Spectrum
 - ⇒ Absorption starts at Band Gap Energy
- SHG
 - Shift and Scale the Spectrum
 - ⇒ Starts at half Band Gap Energy
 - Close Connection to DR

Scissor Correction in SHG



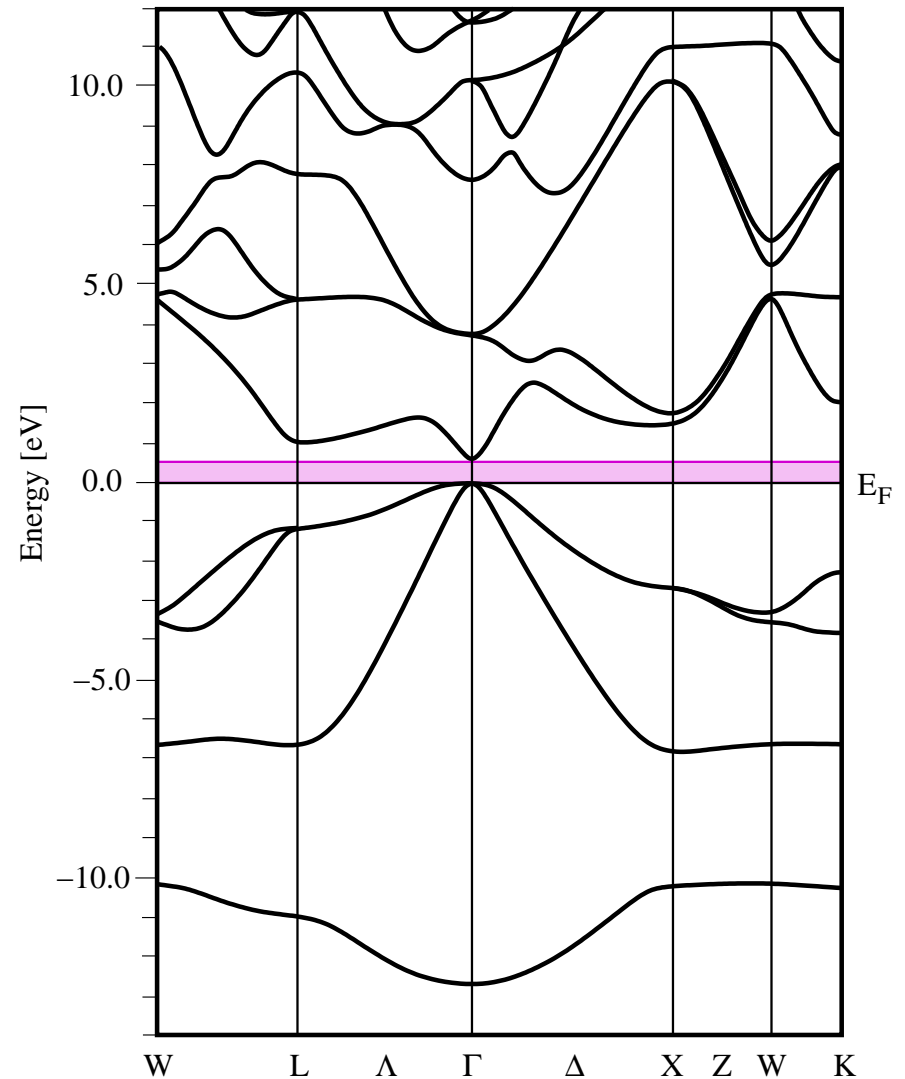
Band Structure GaAs

- No Scissor Correction, GGA



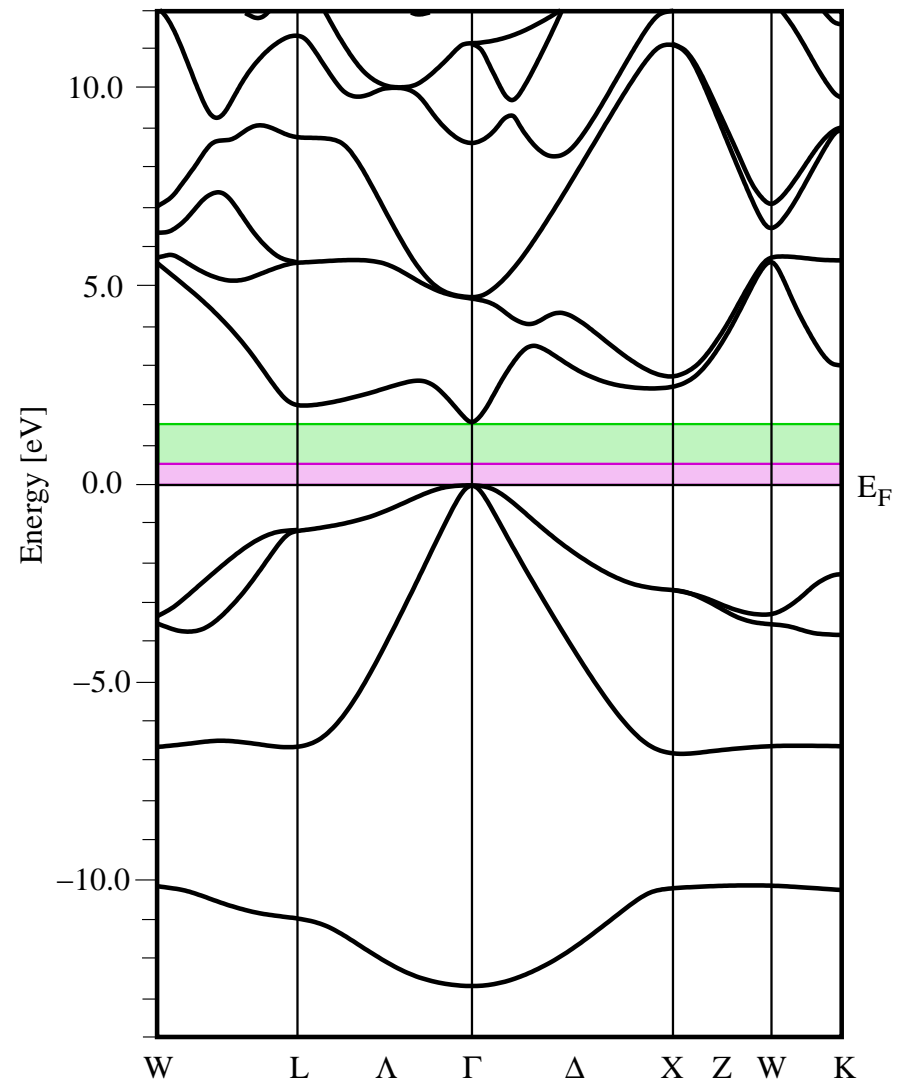
Band Structure GaAs

- No Scissor Correction, GGA
⇒ GGA Band Gap **0.51 eV**



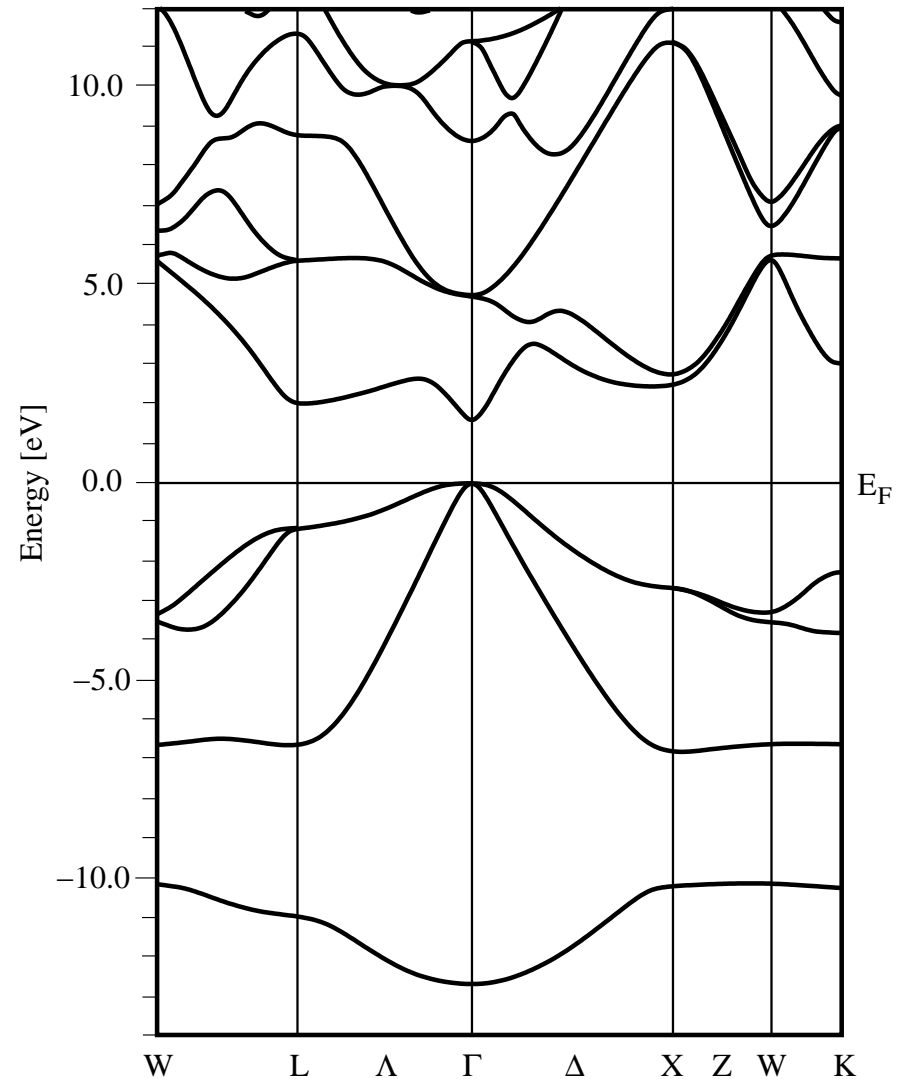
Band Structure GaAs

- No Scissor Correction, GGA
⇒ GGA Band Gap **0.51 eV**
- With Scissor Correction **1.01 eV**
⇒ corrected Band Gap **1.52 eV**



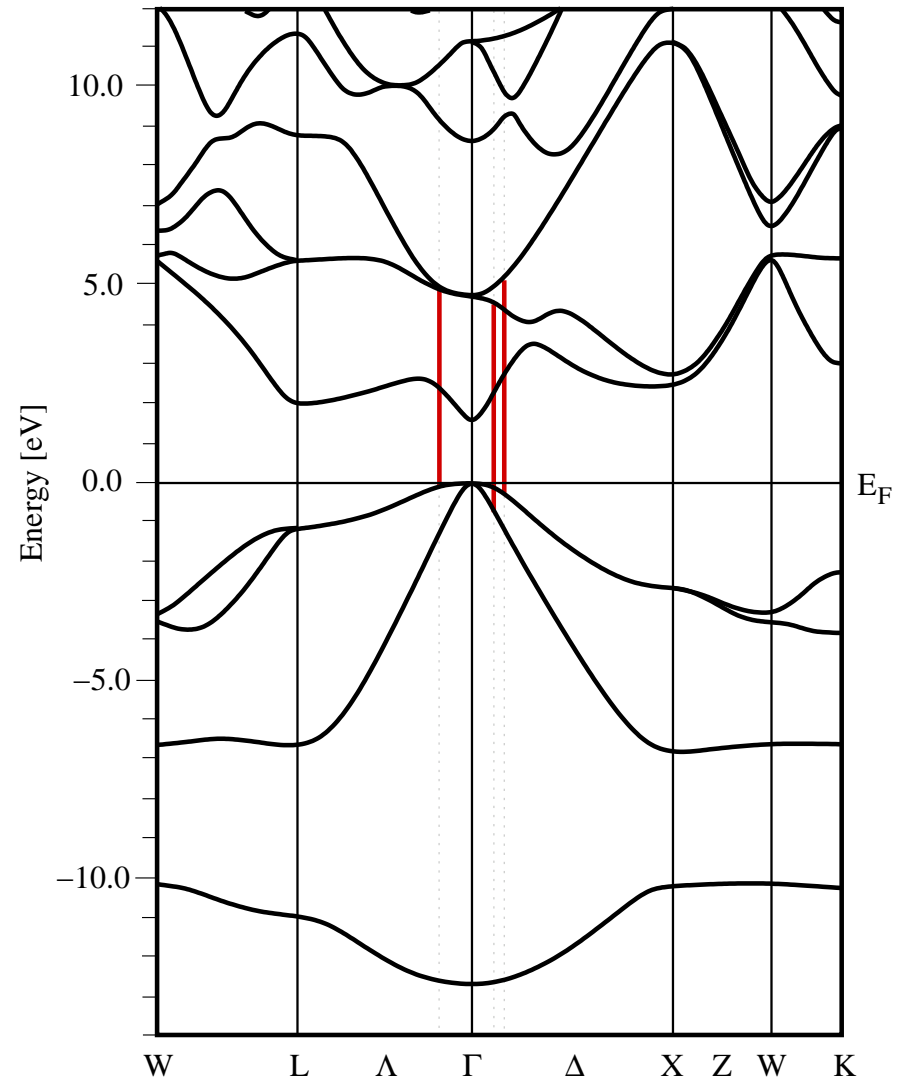
Band Structure GaAs

- No Scissor Correction, GGA
⇒ GGA Band Gap 0.51 eV
- With Scissor Correction 1.01 eV
⇒ corrected Band Gap 1.52 eV
- Double Resonances at



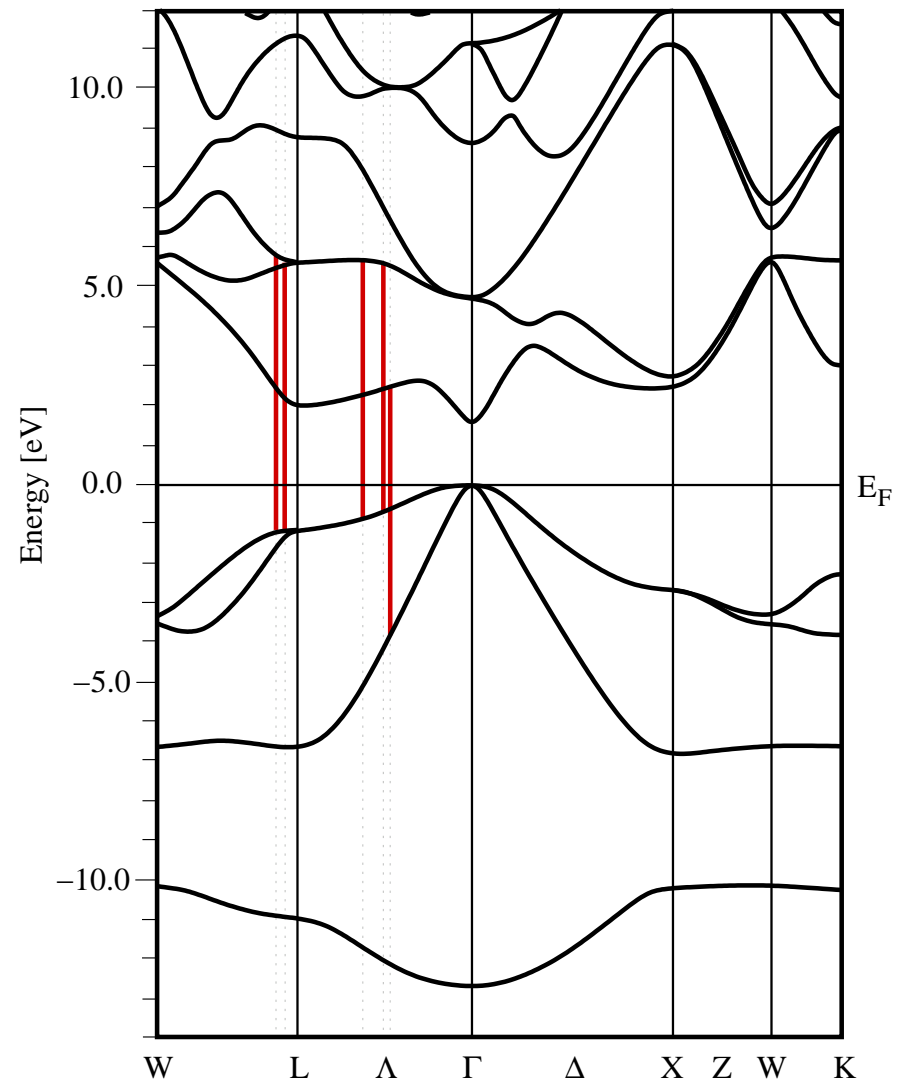
Band Structure GaAs

- No Scissor Correction, GGA
⇒ GGA Band Gap 0.51 eV
- With Scissor Correction 1.01 eV
⇒ corrected Band Gap 1.52 eV
- Double Resonances at
 - 2.1-2.6 eV



Band Structure GaAs

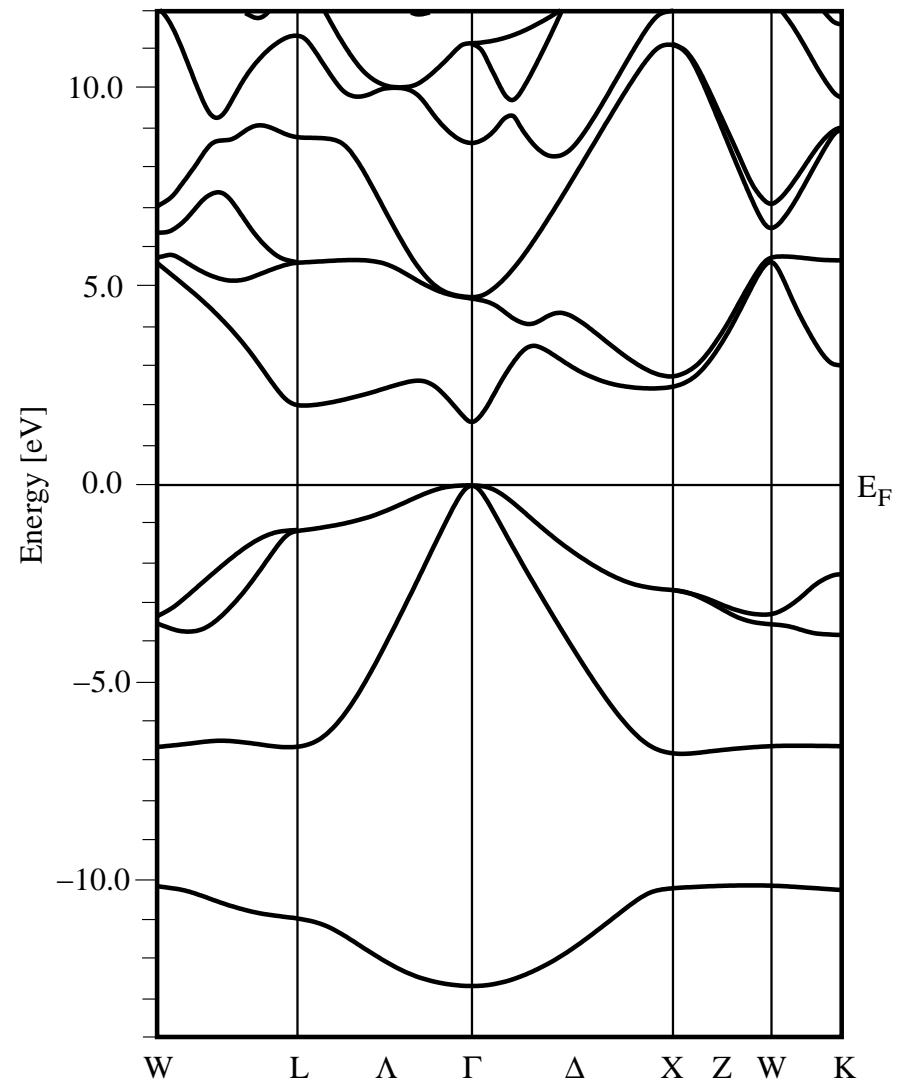
- No Scissor Correction, GGA
⇒ GGA Band Gap 0.51 eV
- With Scissor Correction 1.01 eV
⇒ corrected Band Gap 1.52 eV
- Double Resonances at
 - 2.1-2.6 eV
 - 3.2-3.7 eV



Band Structure GaAs

- No Scissor Correction, GGA
⇒ GGA Band Gap 0.51 eV
- With Scissor Correction 1.01 eV
⇒ corrected Band Gap 1.52 eV
- Double Resonances at
 - 2.1-2.6 eV
 - 3.2-3.7 eV

Note: This is only a 1d-Picture !

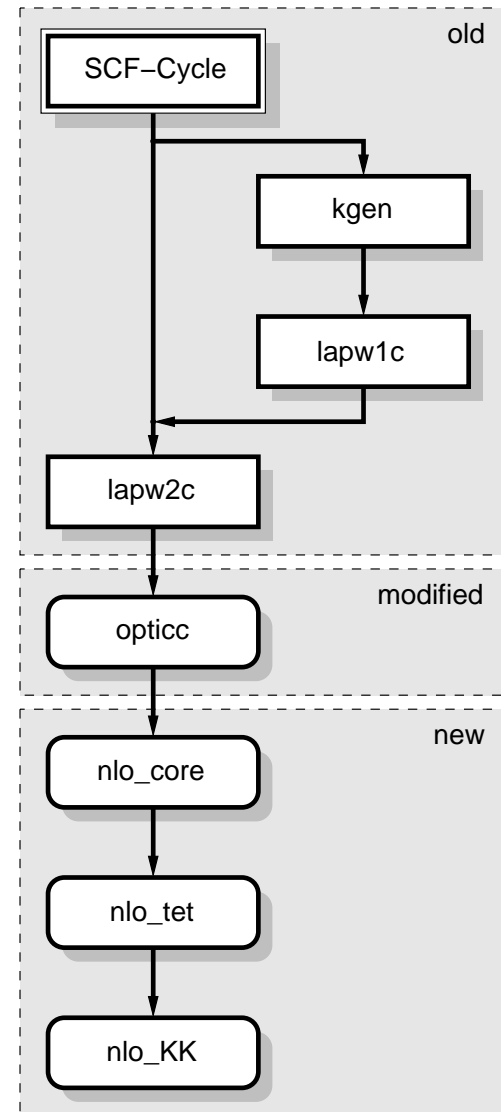


Program Modules

NLO within WIEN2k

Program Flow

- Similar to the LO-Package
- Complex Program Version



Program Modules

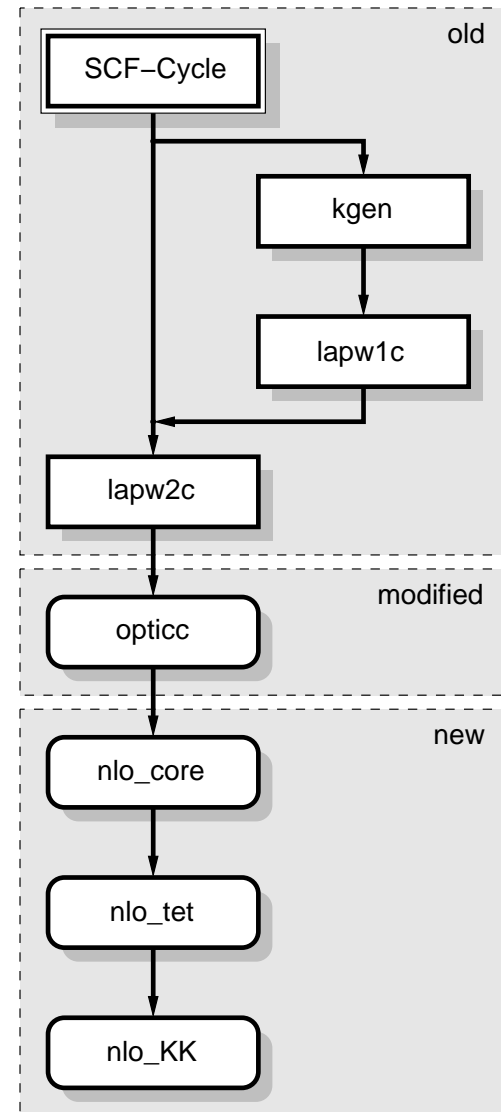
NLO within WIEN2k

Program Flow

- Similar to the LO-Package
- Complex Program Version

Starting Point

- Well Converged Potential
- Increase Number of k-Points
- Generate Eigenvectors and Eigenvalues
- Calculates the Fermi Energy

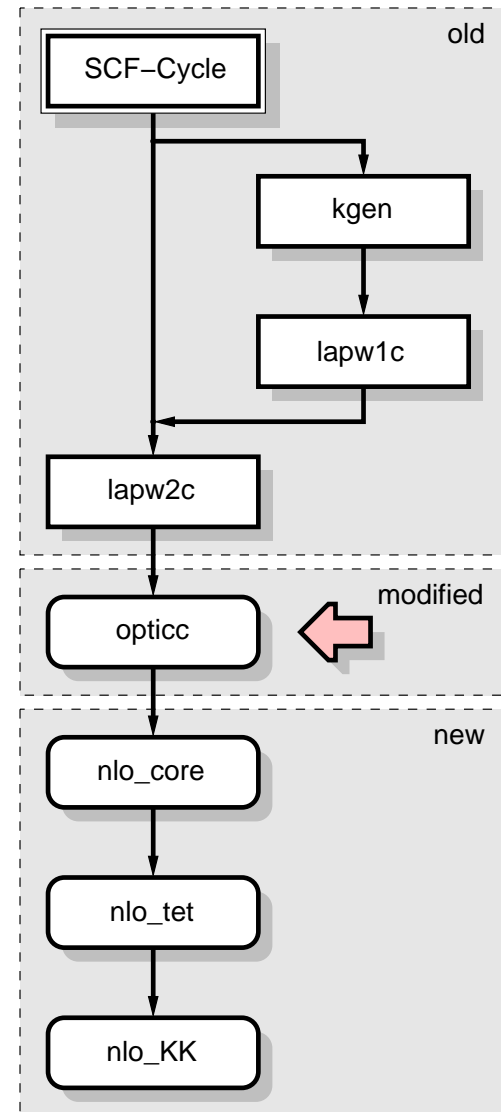


Program Modules

NLO within WIEN2k

Module: opticc

- Compute MMEs
 - For each Band-Combination
 - For every k-Point
- Additional Working Mode
 - Output of pure MMEs
 - Output Symmetry Matrices

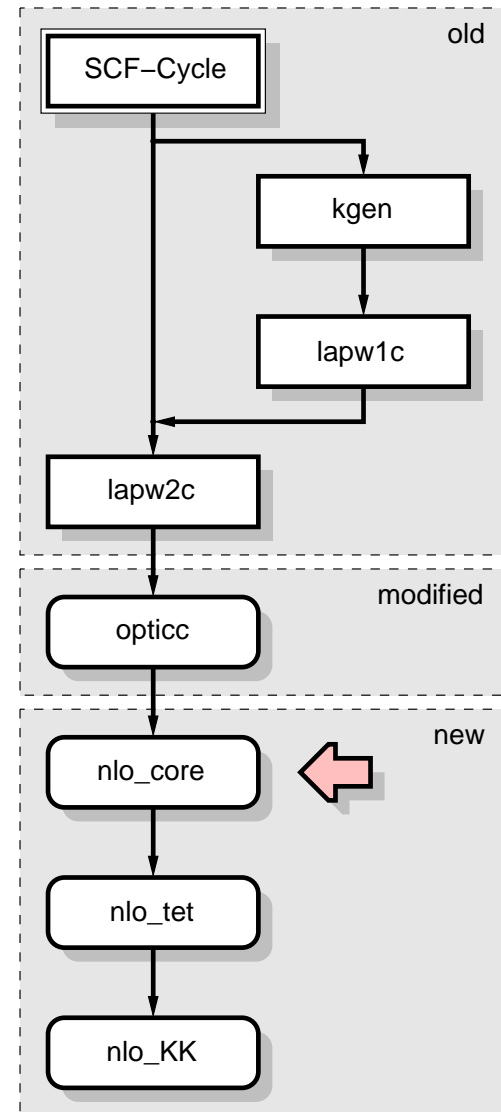


Program Modules

NLO within WIEN2k

Module: `nlo_core`

- Evaluate the Integrands
- Object Oriented Structure
⇒ easy add-on formulas
- Different Formulas Implemented:
 - SHG57 (PRB **57**, 3905 (1998))
 - SHG53 (PRB **53**, 10751 (1996))
 - OR61 (PRB **61**, 5337 (2000))
- Divergence Cutoff Parameter
- Scissor Correction

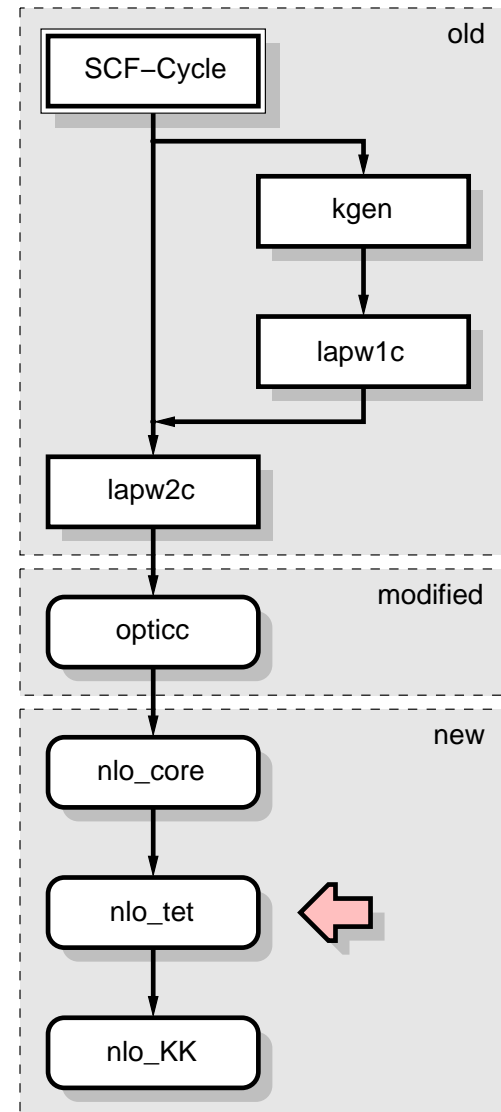


Program Modules

NLO within WIEN2k

Module: nlo_tet

- Calculate the Imaginary Part of the Susceptibility by Integration
- Linearized Tetrahedron Method
- Independent from nlo_core
- Skip Tetrahedrons
- Interface to gnuplot

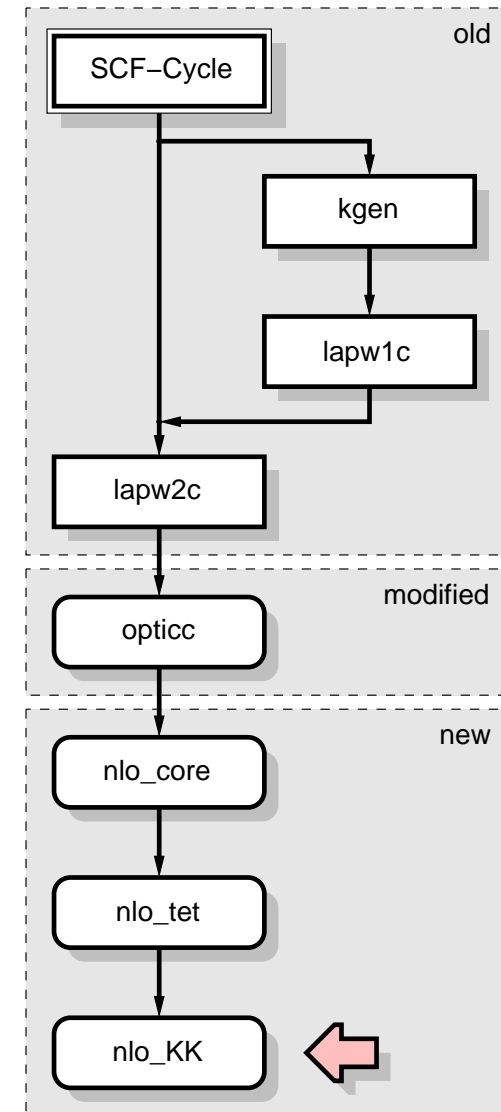


Program Modules

NLO within WIEN2k

Module: nlo_KK

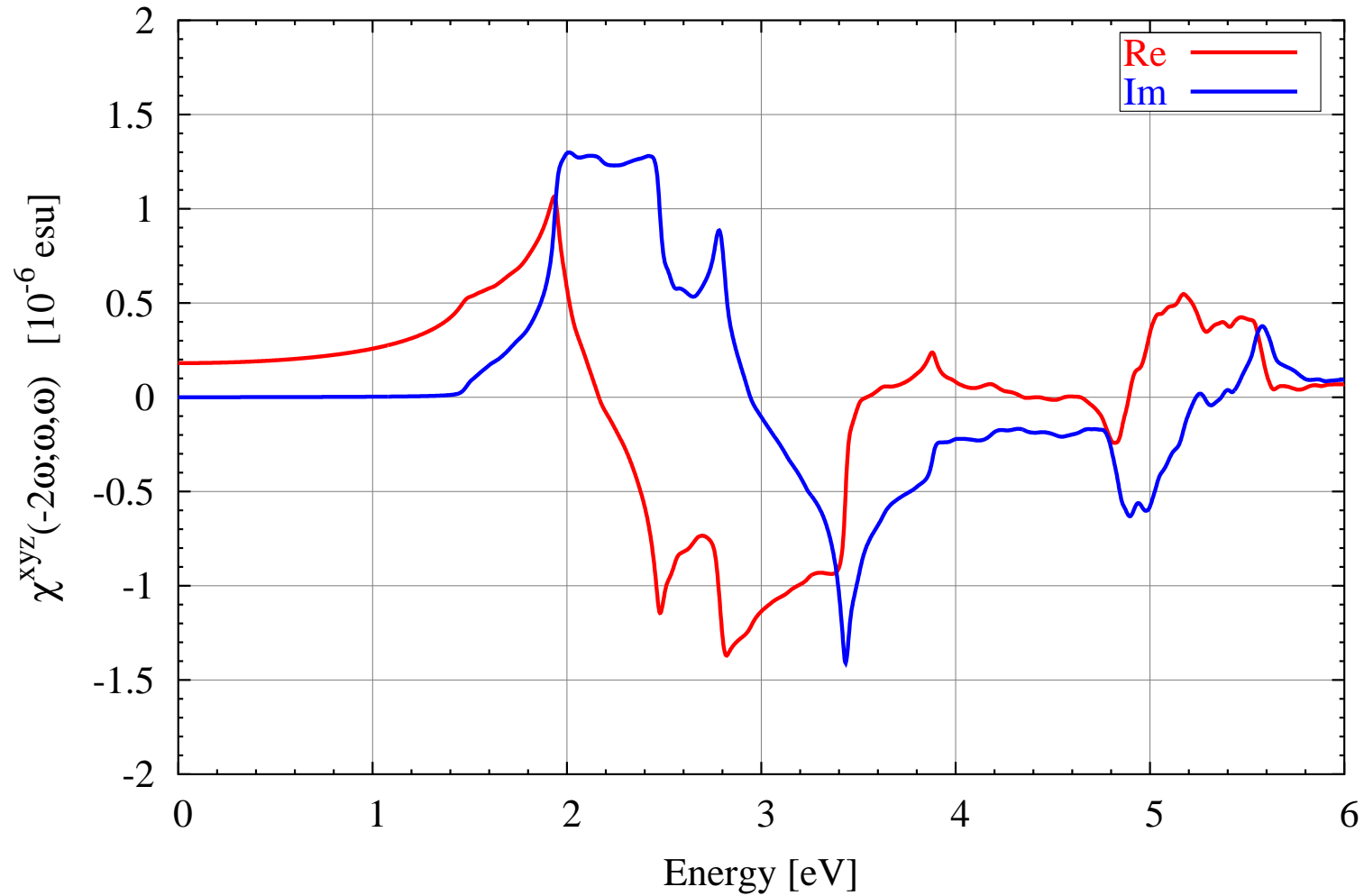
- Computes the Real Part of the Susceptibility with Kramers Kronig
- Integration by using Broadening
- Filter-Kernels
 - Lorentz
 - Gaussian
- Interface to gnuplot



Examples

NLO within WIEN2k

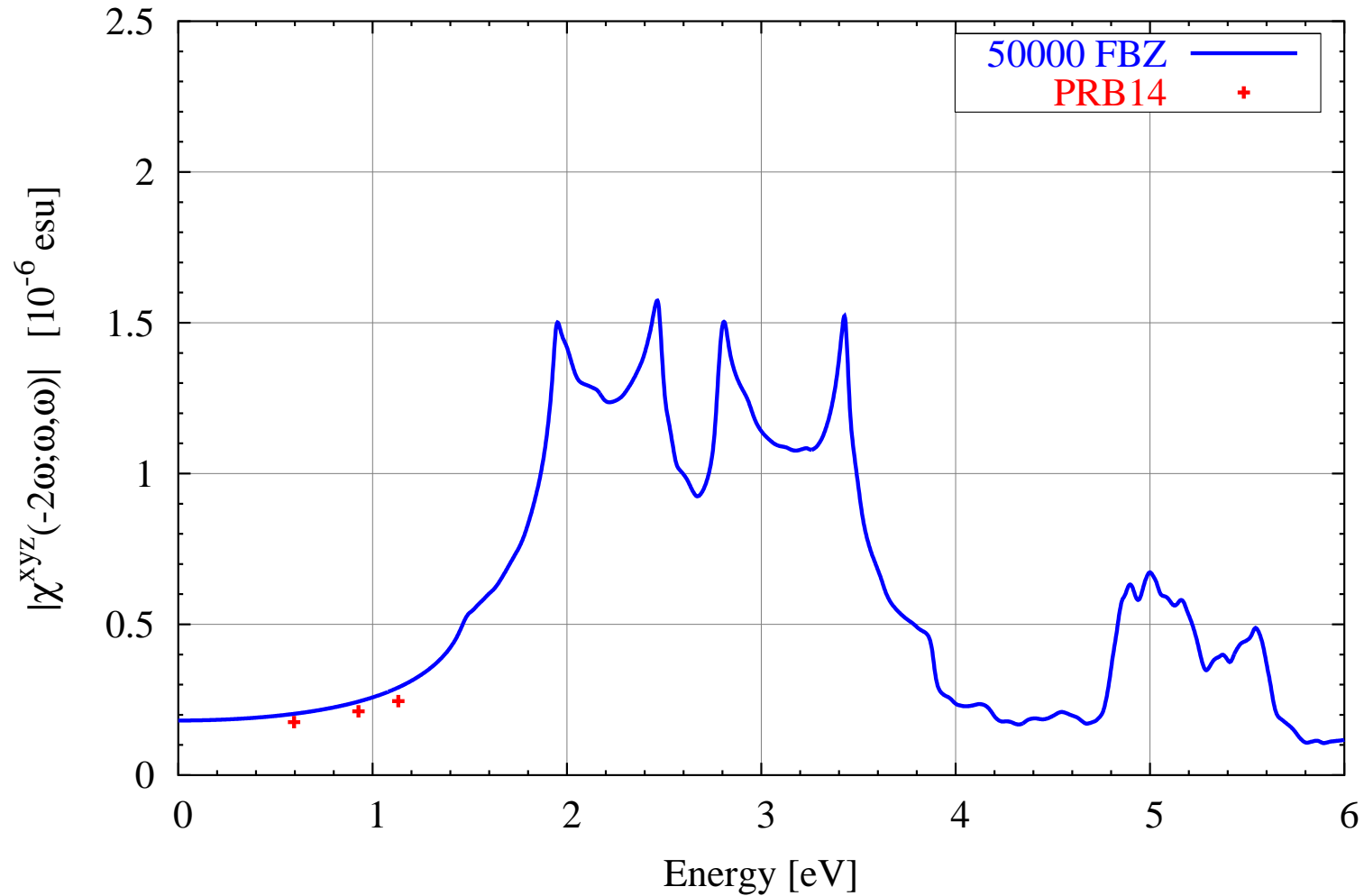
cubic GaP FBZ: 50000 scissor: *S* 0.092 Ryd cutoff: *R* 0.002 Ryd



Examples

NLO within WIEN2k

cubic GaP scissor: *S* 0.079 Ryd cutoff: *R* 0.002 Ryd



Exp. Data (PRB 14, 1693 (1976))

Static SHG

- Susceptibility at Zero Frequency $\chi_{II}(0)$
- Non Sensitive to the k-Point Density...
- Good Matches with Experiments (in [pm/V])

Method	GaP	GaAs
LDA	165.4	857.3
LDA + scissors	78.7	176.9
GGA	142.6	521.5
GGA + scissors	75.6	167.4
Experiment*	74 ± 4	162 ± 10

* Exp. Data (PRL **20**, 272 (1972))

Static SHG

- Susceptibility at Zero Frequency $\chi_{II}(0)$
- Non Sensitive to the k-Point Density...
- Good Matches with Experiments (in [pm/V])

Method	GaP	GaAs
LDA	165.4	857.3
LDA + scissors	78.7	176.9
GGA	142.6	521.5
GGA + scissors	75.6	167.4
Experiment*	74 ± 4	162 ± 10

* Exp. Data (PRL **20**, 272 (1972))

Key Points in a NLO-Calculation

- Number of k-Points
- Upper Energy Limit in nlo_tet...
- Number of Conduction Bands
- Fine Tuning to Minimize the Effect of the DR
 - Density of the k-Mesh
 - Scissor Parameter
 - Divergence Cutoff Parameter
- Analysis of the remaining DR

Summery

- Bulk Materials
- Insulators and clean Semiconductors
- Separation into Inter- and Intraband Contribution
- Proper SHG in the Zero Frequency Limit
- Susceptibility shows correct Behavior at low Energies
- Results from the Literature reproducible

- No Metals
- Double Resonances

To Do

- Band Analysis Mode
- Sum Rule Checks (PRB **51**, 6925 (1995))
- Second Divergence Cutoff Parameter
⇒ Controlling DR
- Additional Formulas in nlo_core
 - Static Limit $\chi_{II}(0)$
 - Third Harmonic Generation (THG), ...

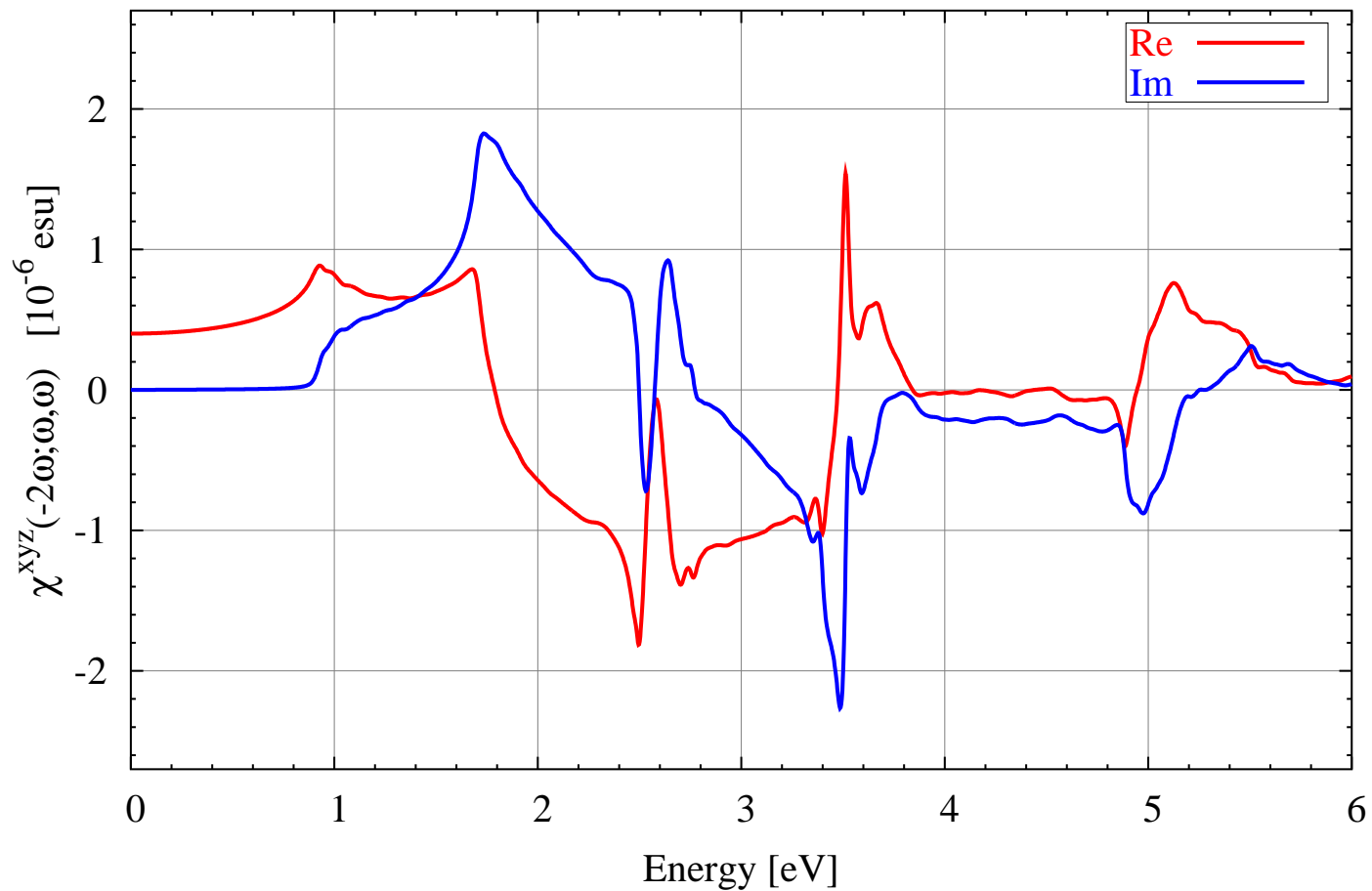
Thank You !

Examples

NLO within WIEN2k

GaAs

cubic GaAs FBZ: 200000 scissor: *S* 0.092 Ryd cutoff: *R* 0.002 Ryd

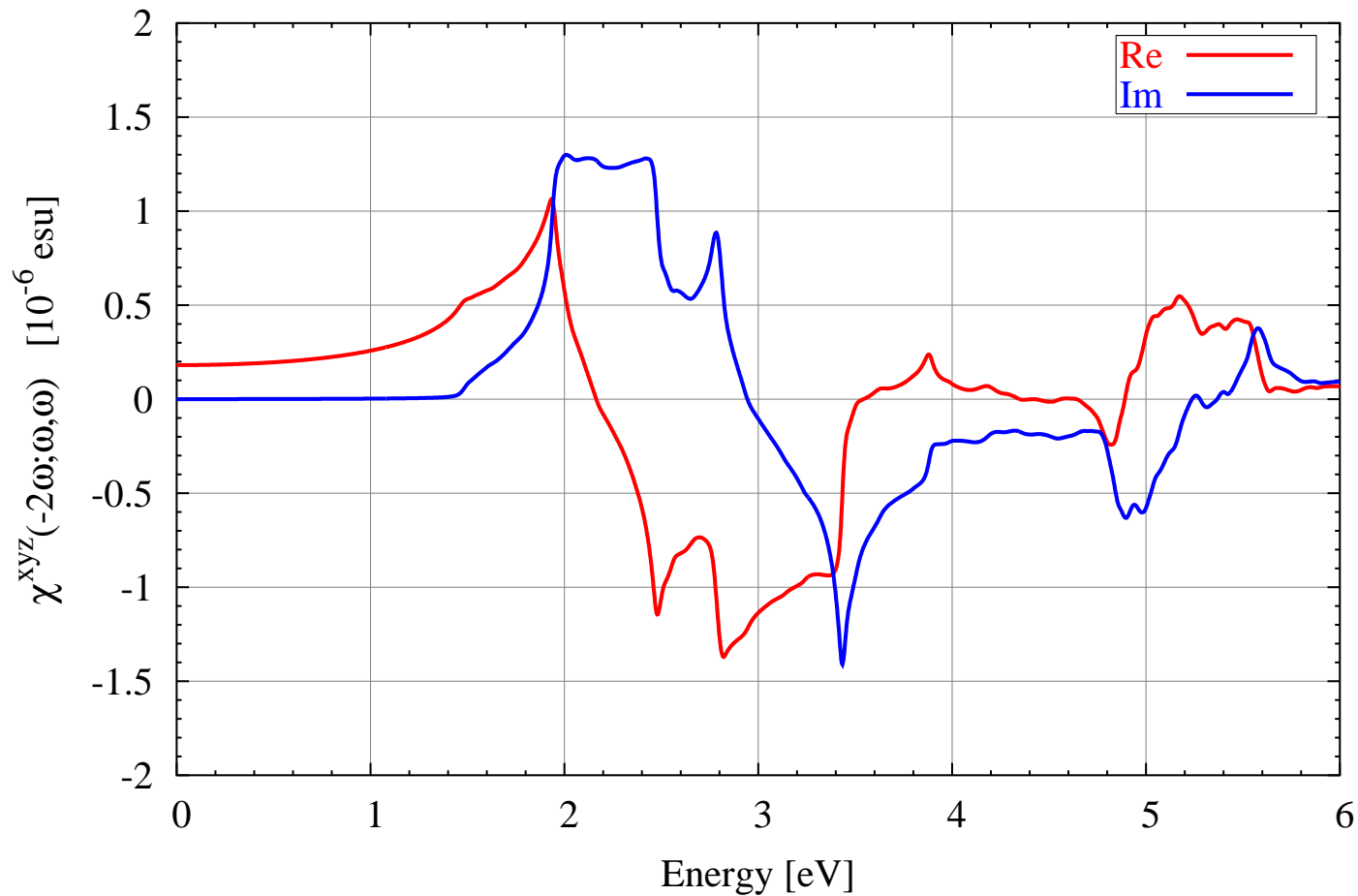


Examples

NLO within WIEN2k

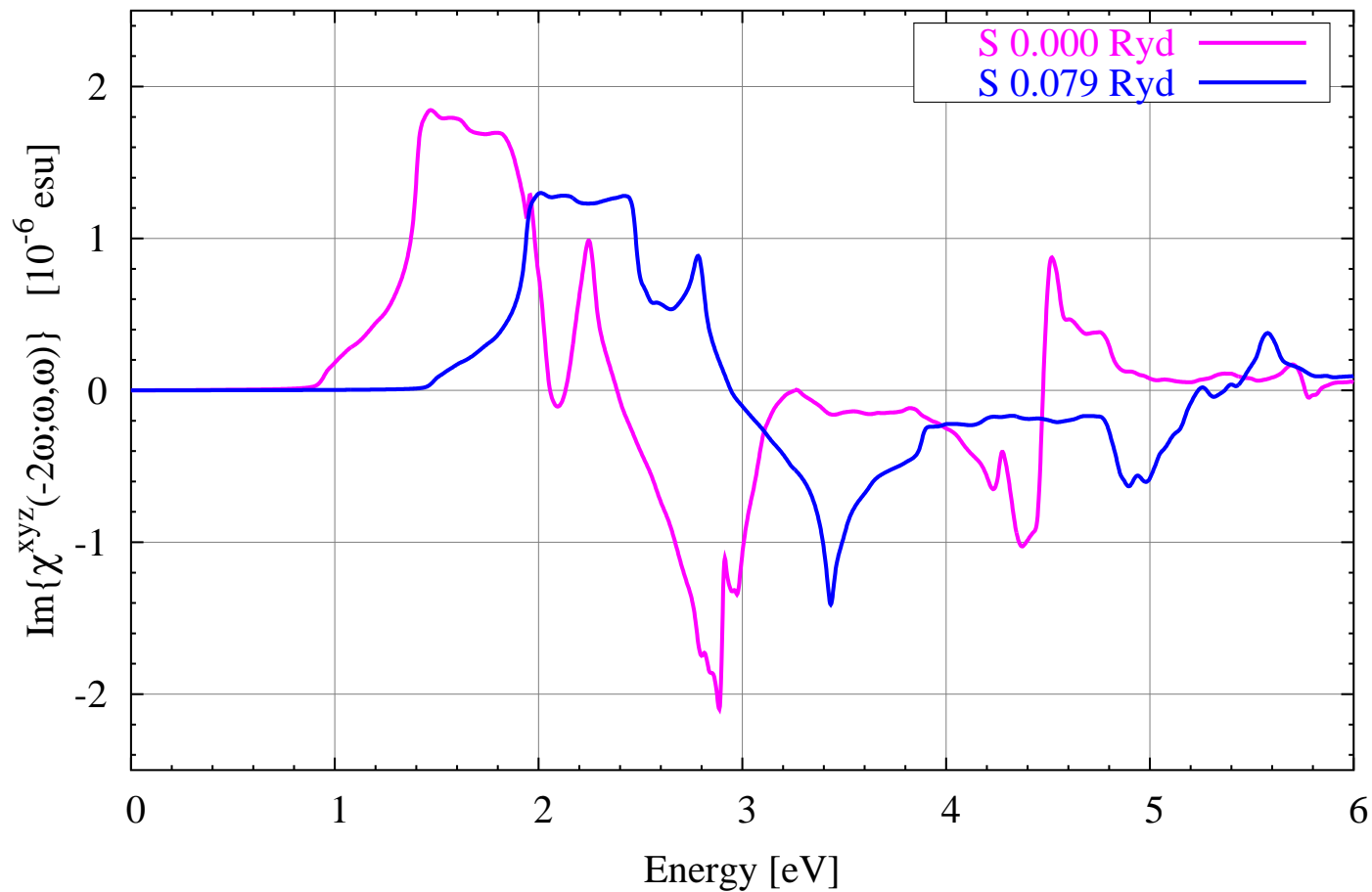
GaP

cubic GaP FBZ: 50000 scissor: *S* 0.092 Ryd cutoff: *R* 0.002 Ryd



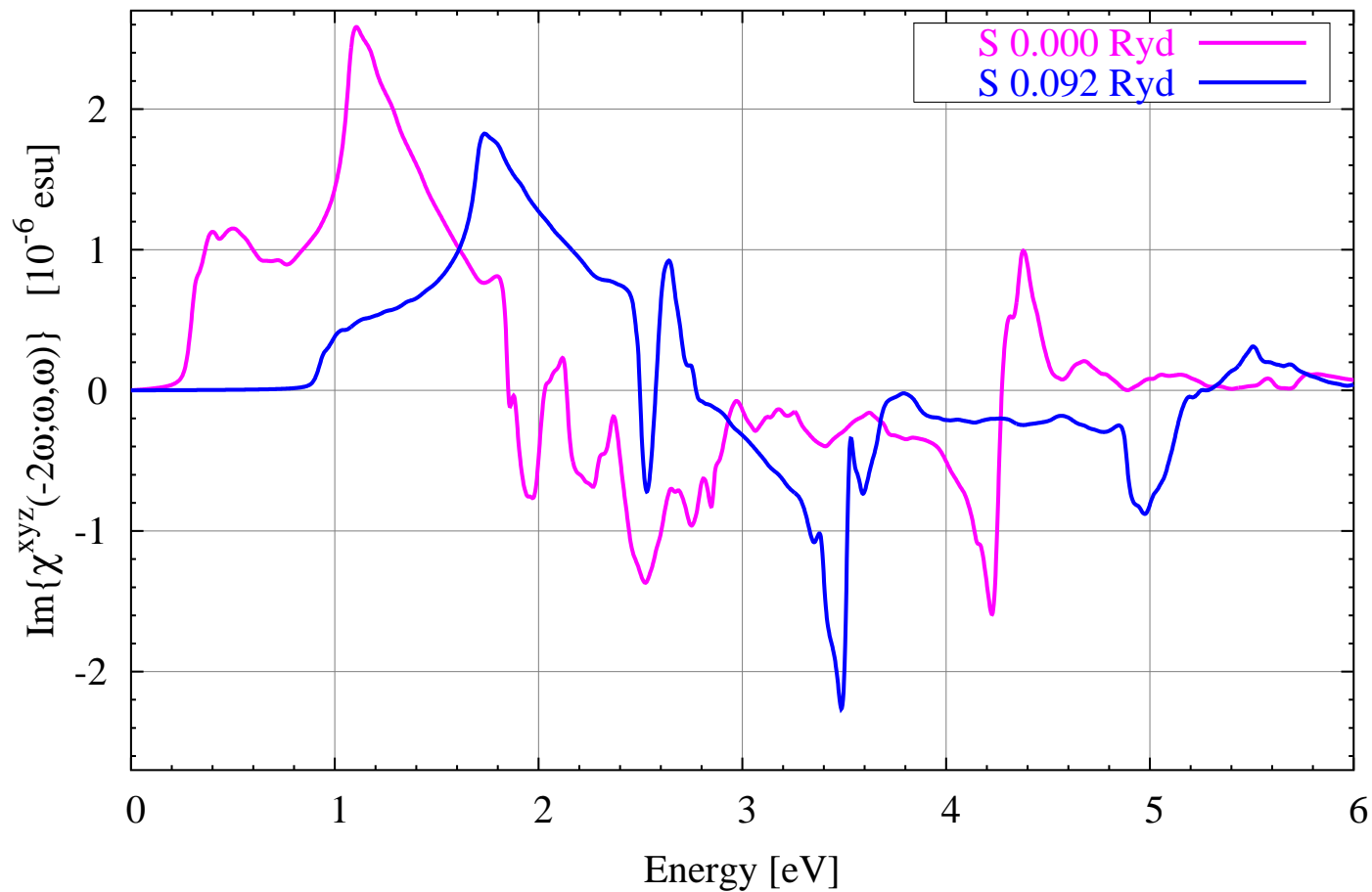
Scissor Correction

cubic GaP FBZ: 50000 cutoff: R 0.002 Ryd



Scissor Correction

cubic GaAs FBZ: 200000 cutoff: R 0.002 Ryd

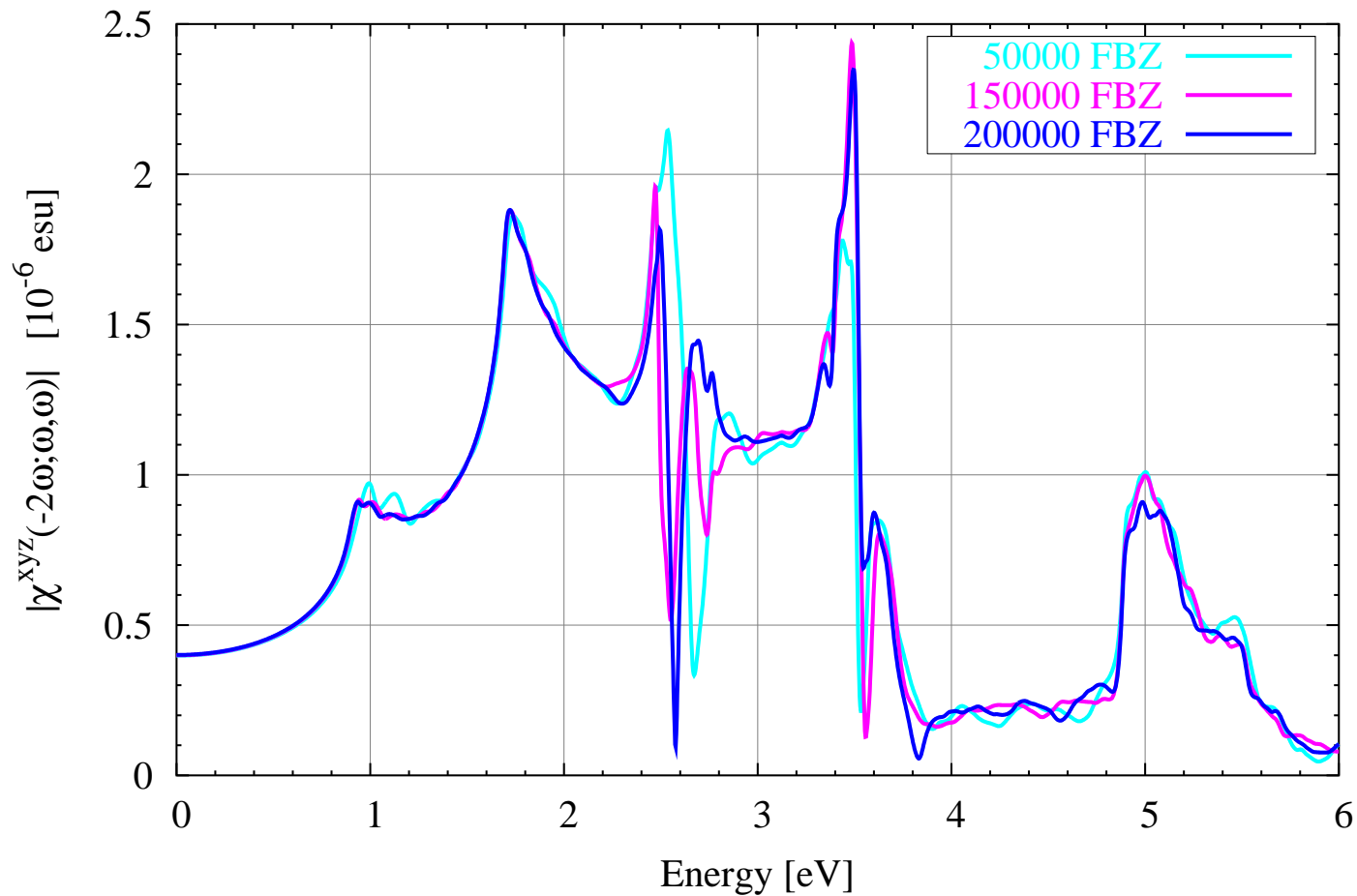


Examples

NLO within WIEN2k

k-Point Dependency...

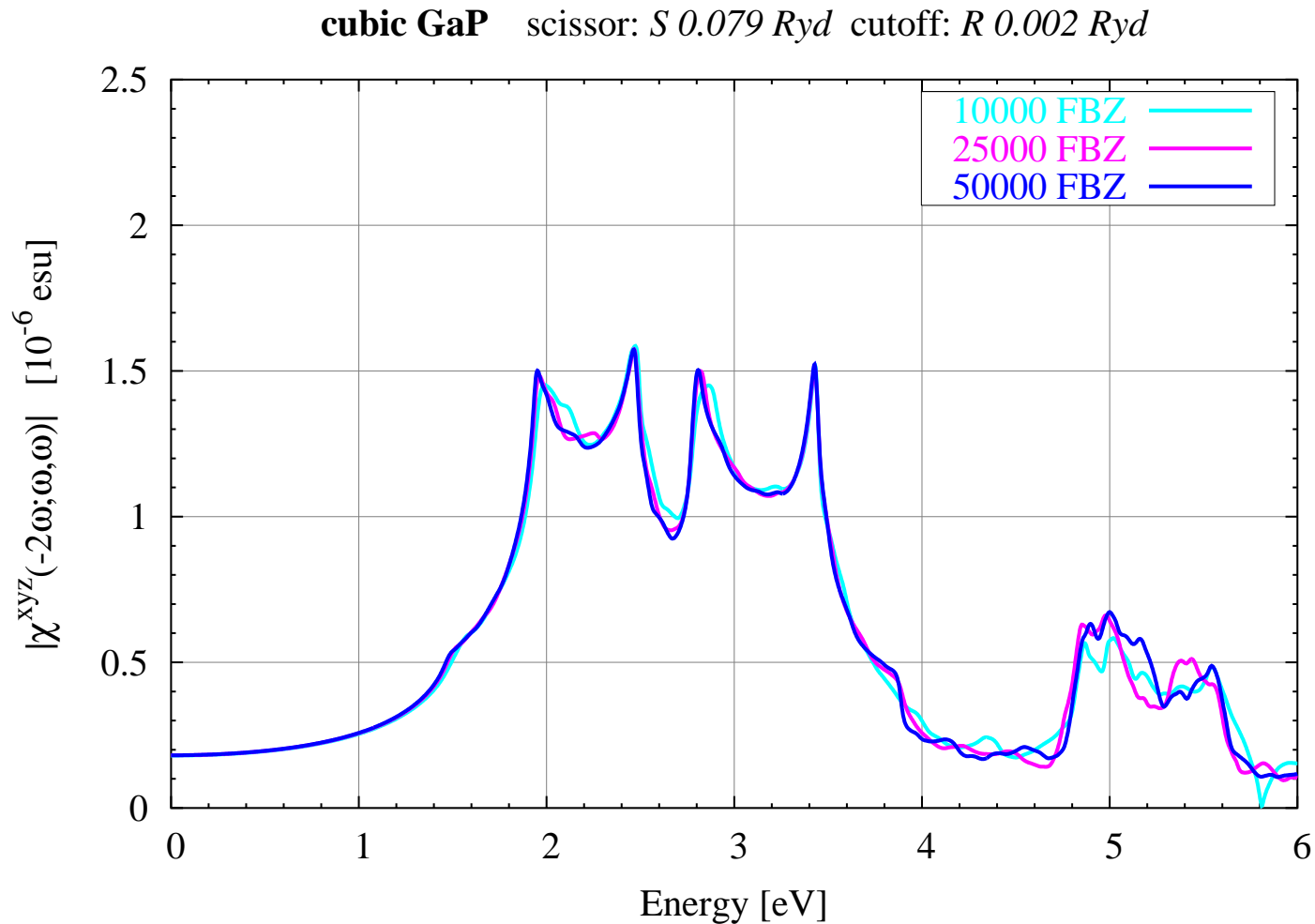
cubic GaAs scissor: S 0.092 Ryd cutoff: R 0.002 Ryd



Examples

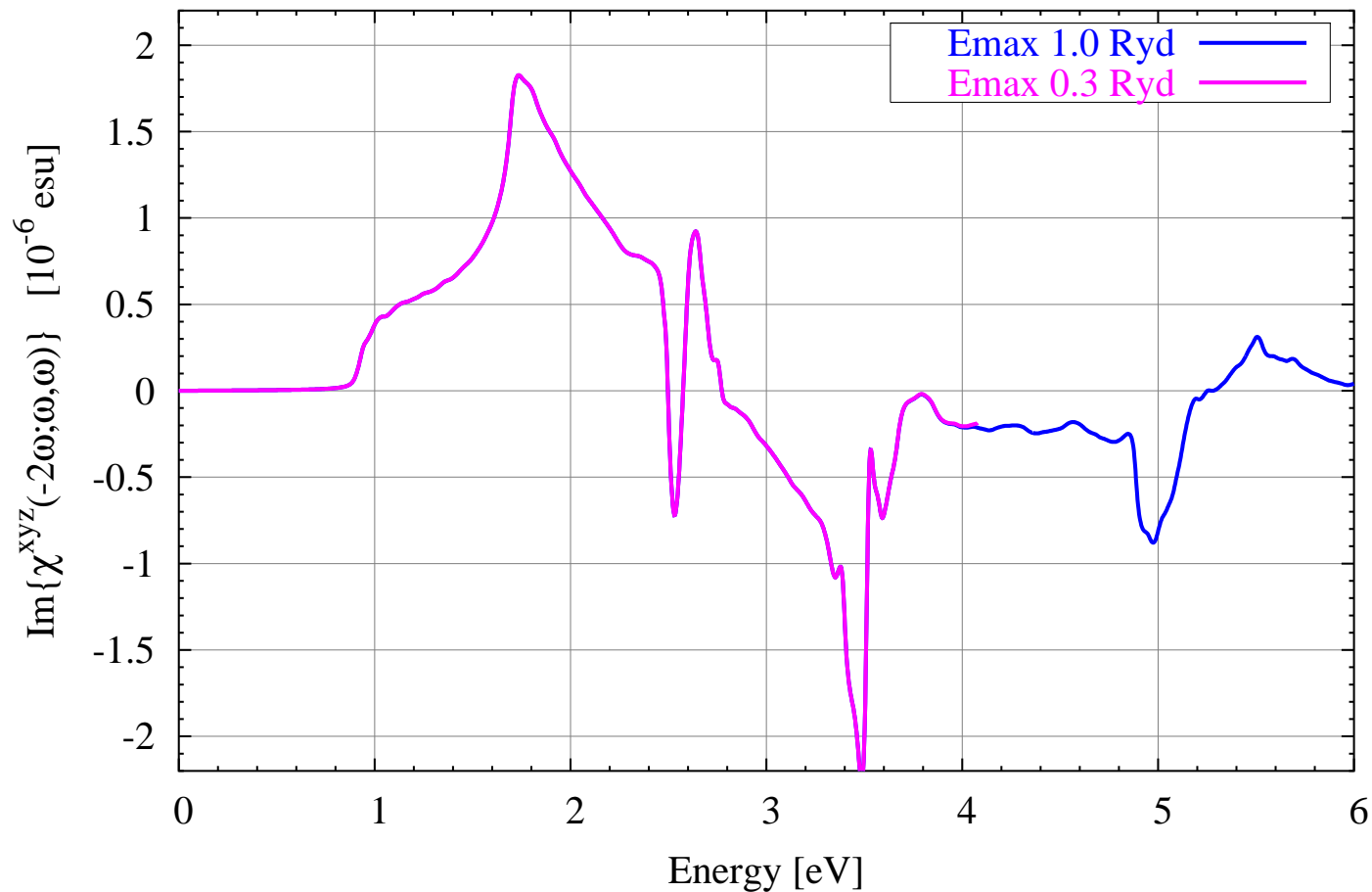
NLO within WIEN2k

k-Point Dependency...

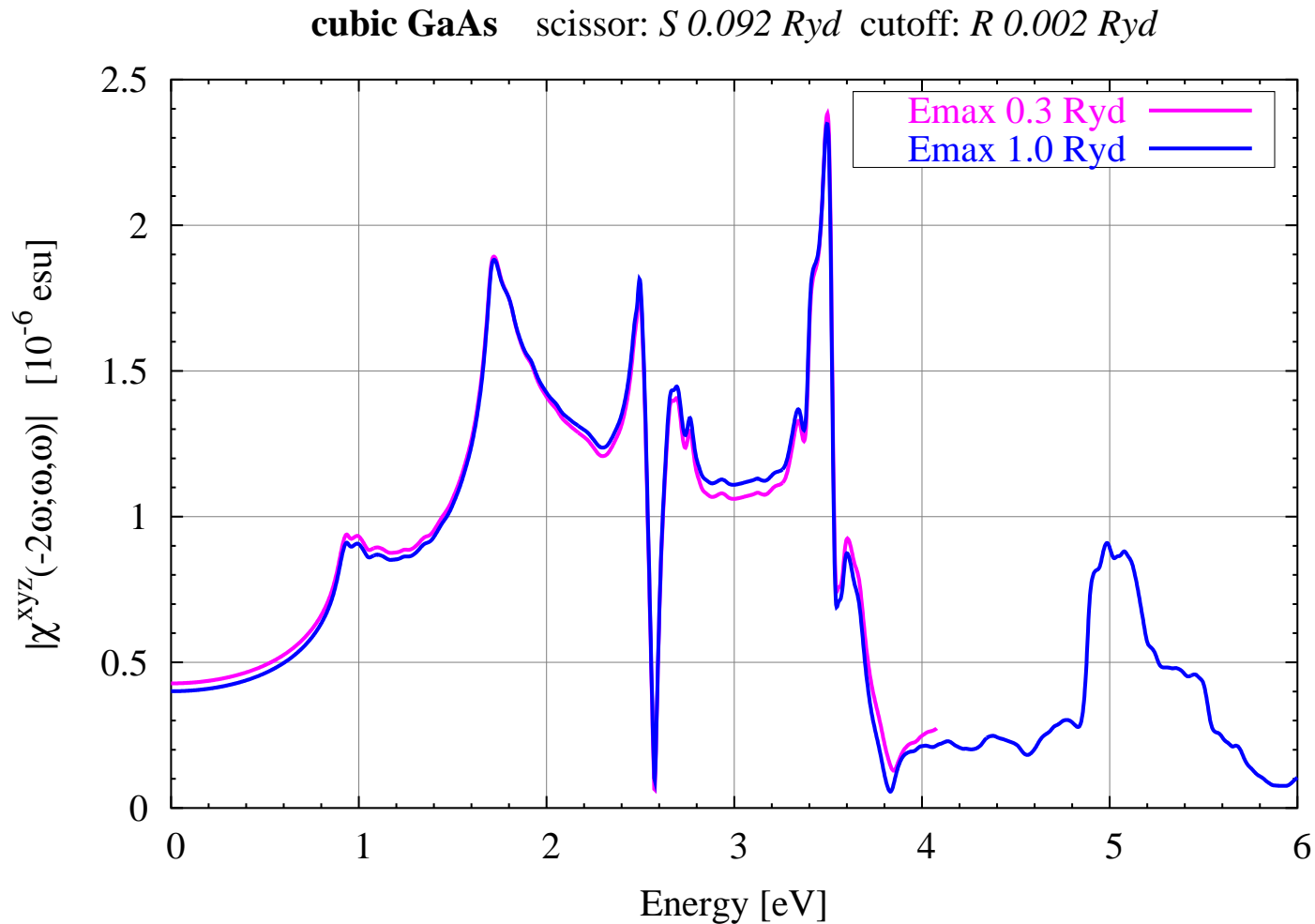


Energy Range and Kramers Kronig I...

cubic GaAs scissor: S 0.092 Ryd cutoff: R 0.002 Ryd



Energy Range and Kramers Kronig II...

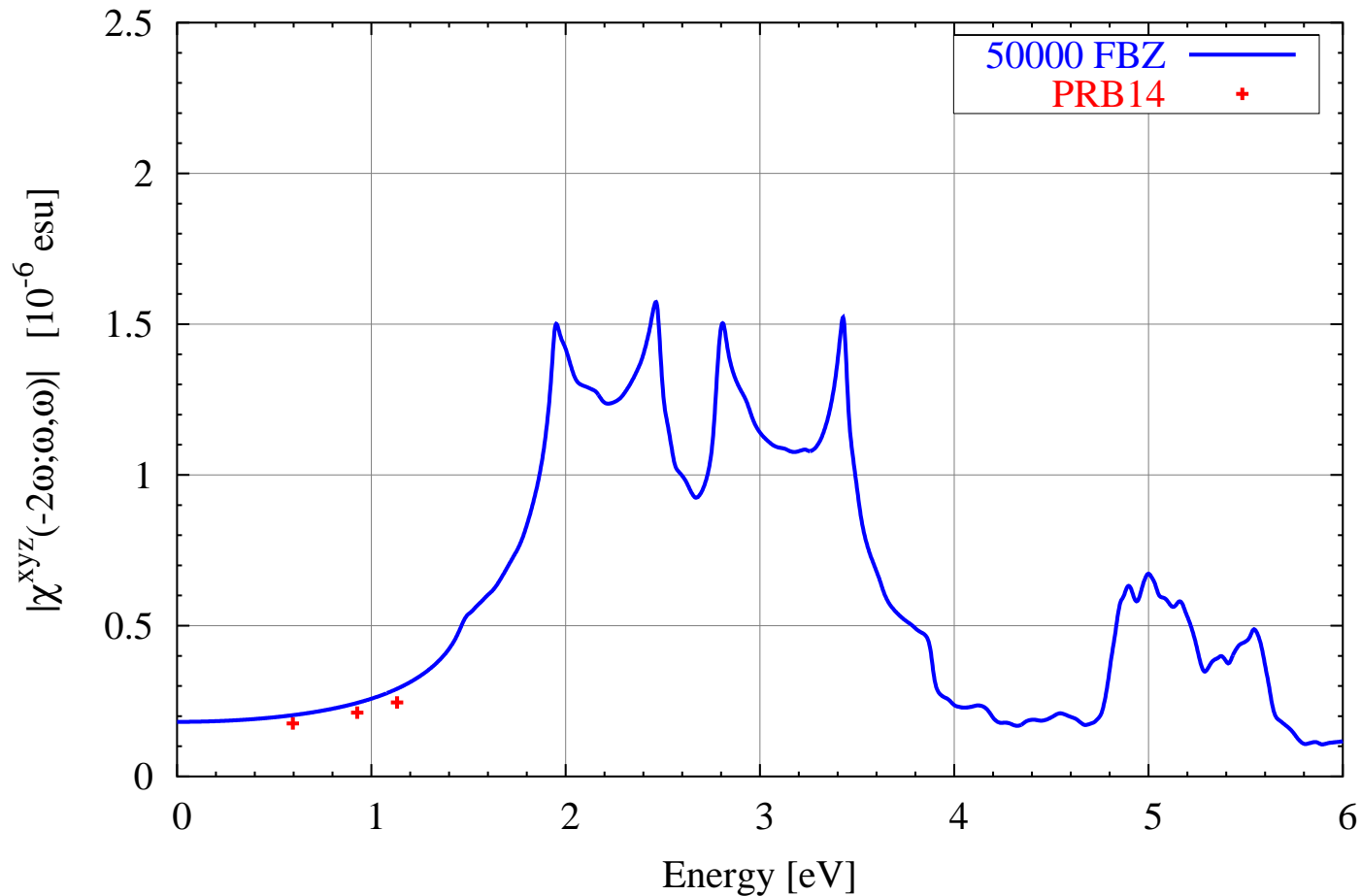


Examples

NLO within WIEN2k

GaP

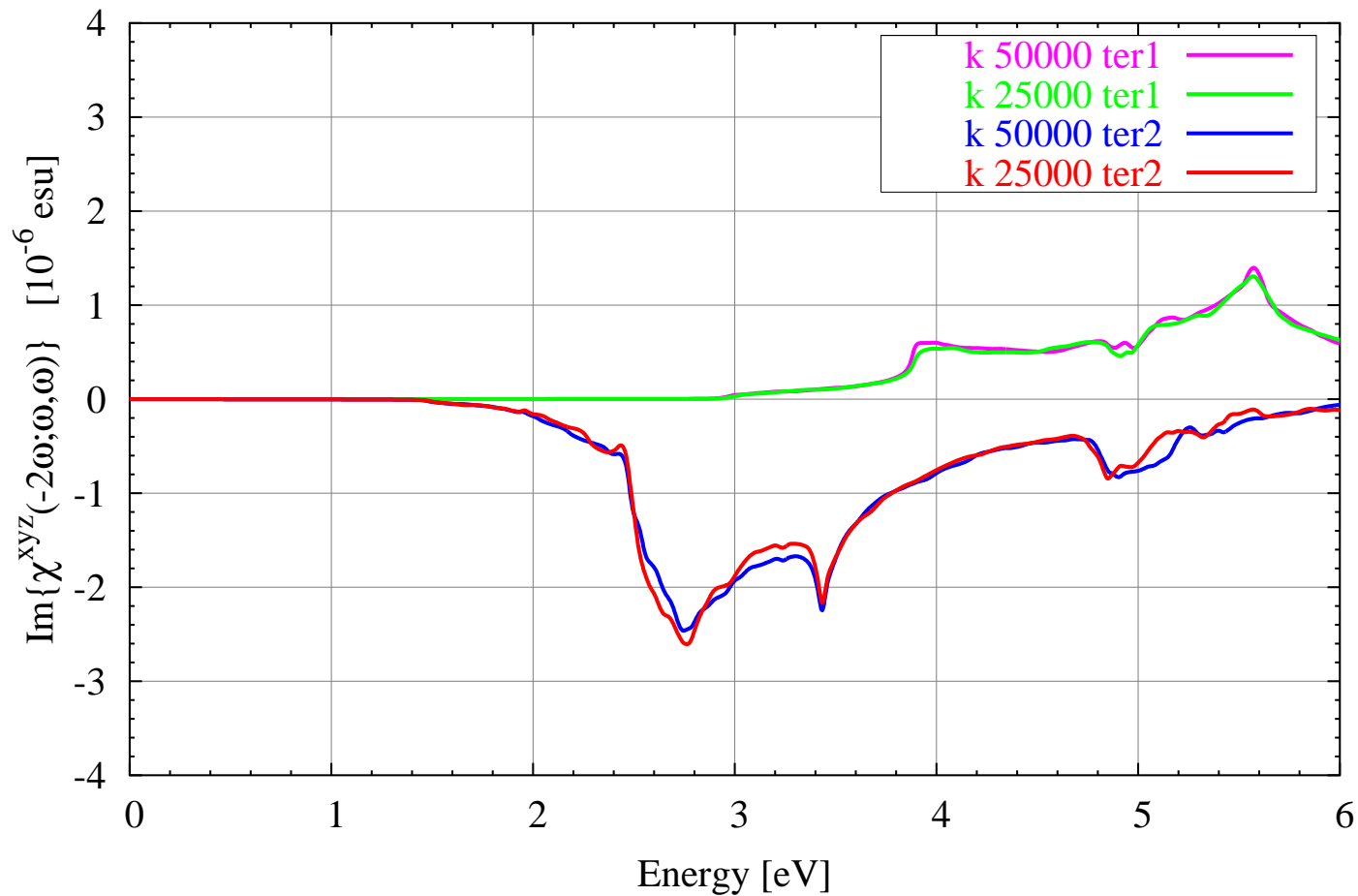
cubic GaP scissor: S 0.079 Ryd cutoff: R 0.002 Ryd



Exp. Data (PRB 14, 1693 (1976))

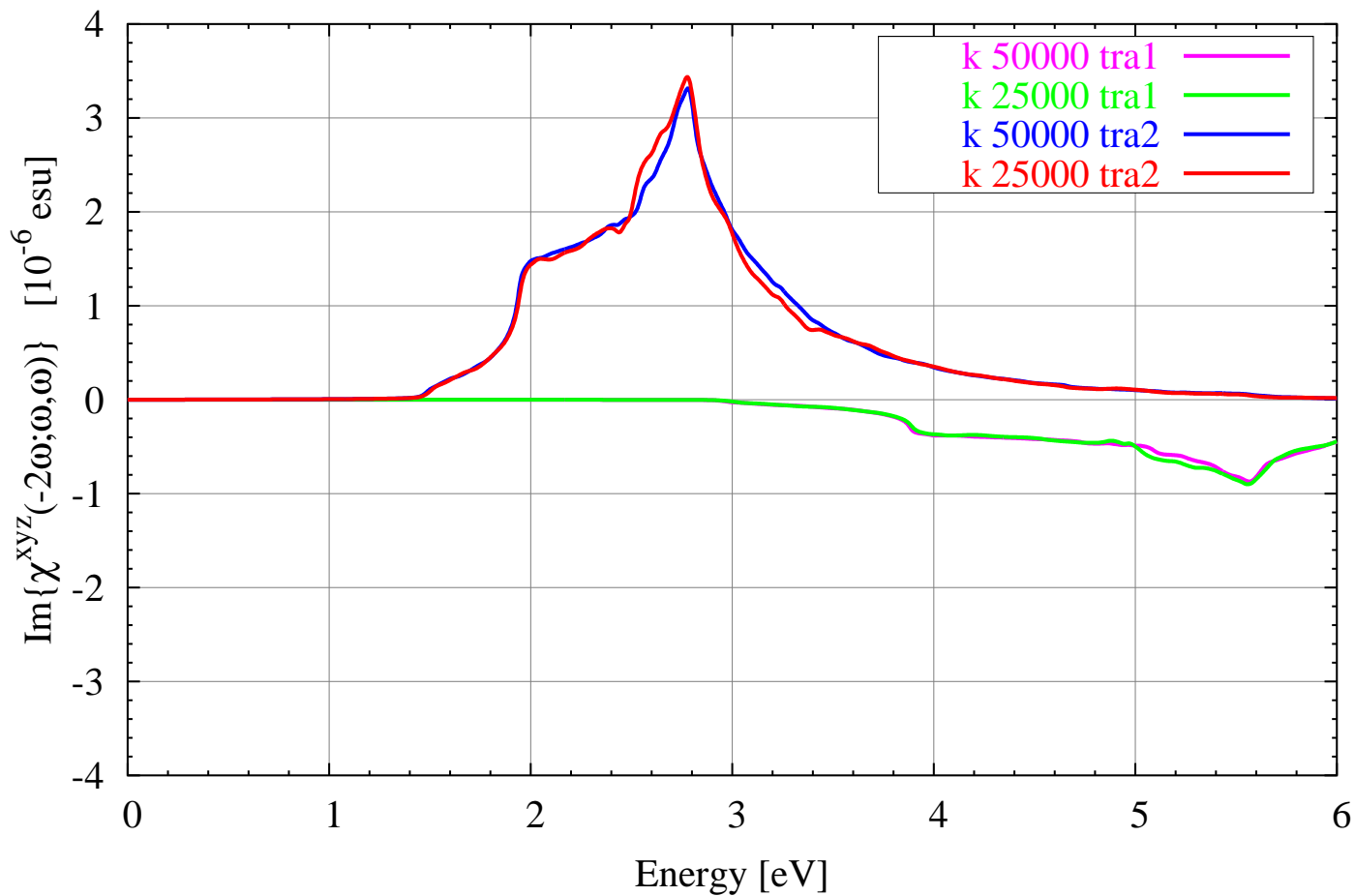
Double Resonances

cubic GaP scissor: S 0.079 Ryd cutoff: R 0.002 Ryd



Double Resonances

cubic GaP scissor: S 0.079 Ryd cutoff: R 0.002 Ryd

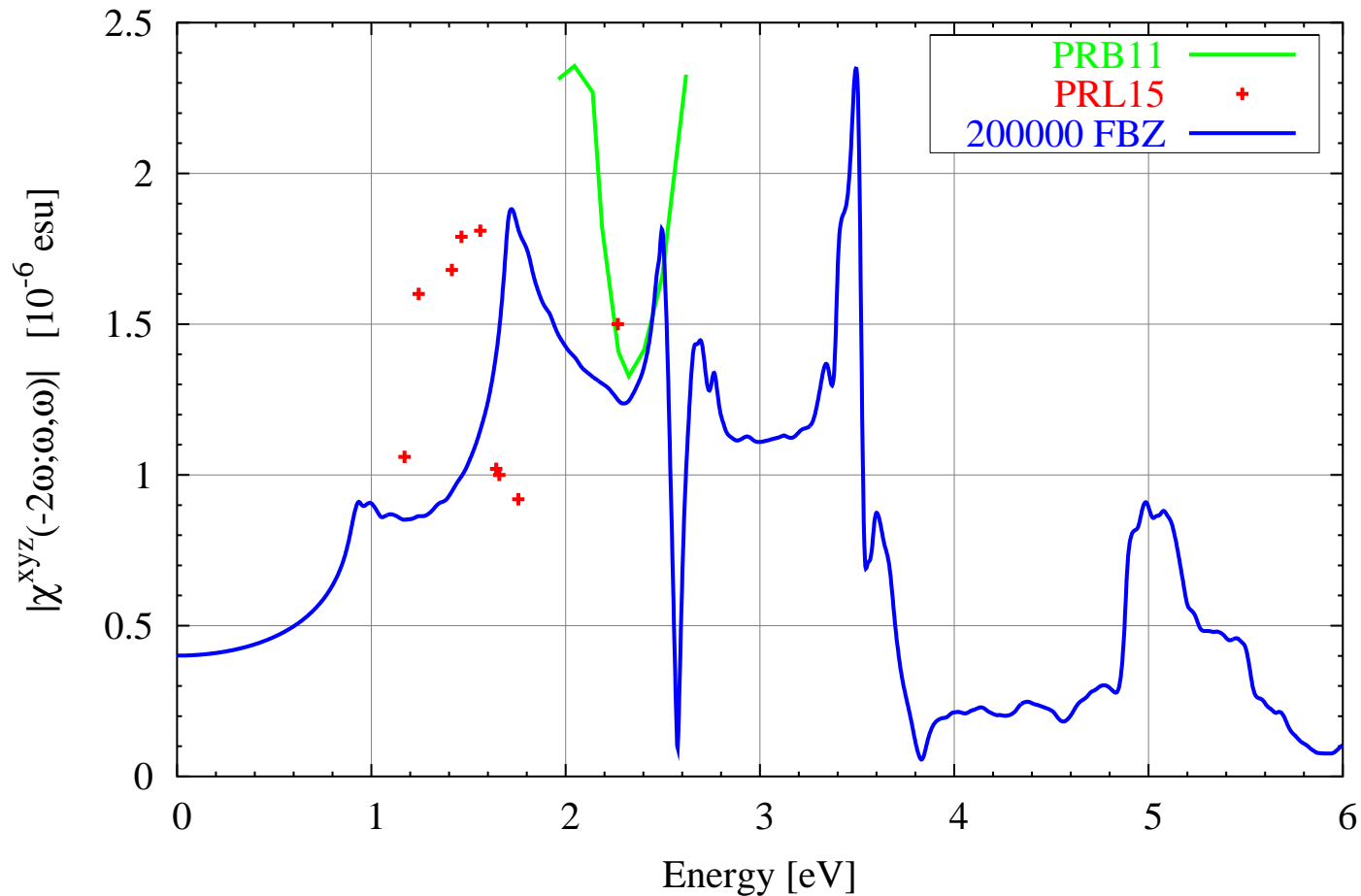


Examples

NLO within WIEN2k

GaAs

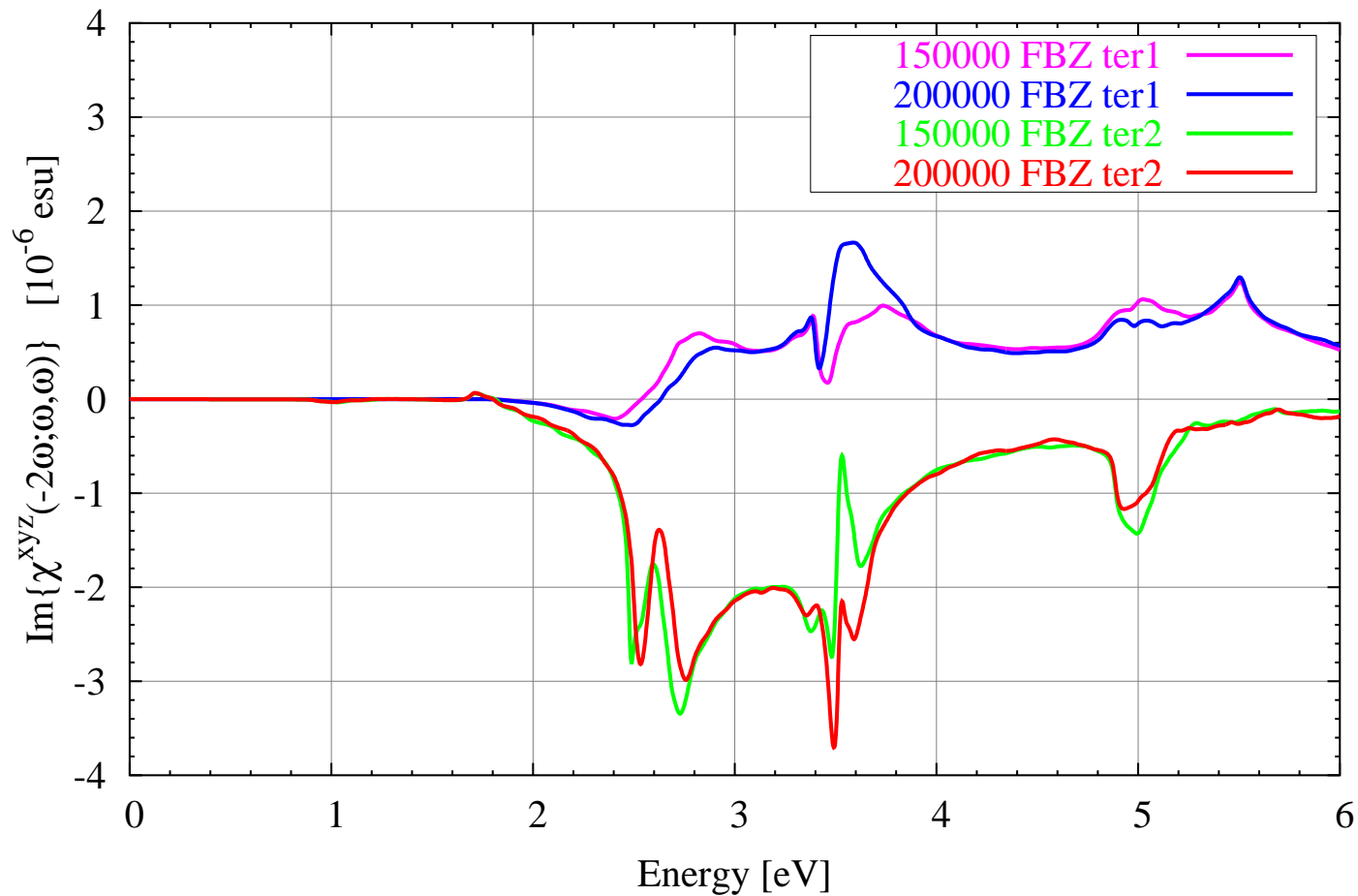
cubic GaAs scissor: S 0.092 Ryd cutoff: R 0.002 Ryd



Exp. Data (PRL **15**, 415 (1965)) and (PRB **11**, 3867 (1975))

Double Resonances

cubic GaAs scissor: S 0.092 Ryd cutoff: R 0.002 Ryd



Double Resonances

cubic GaAs scissor: S 0.092 Ryd cutoff: R 0.002 Ryd

