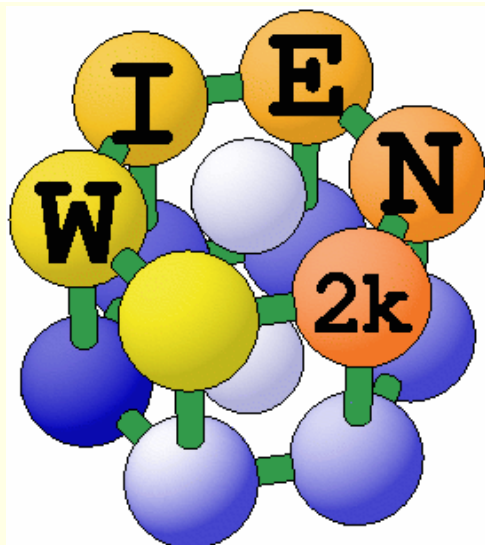
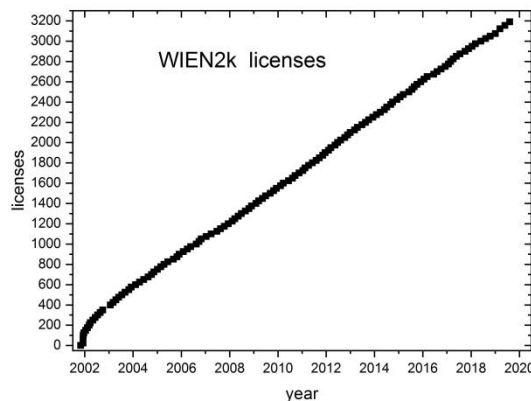


WIEN2k software package



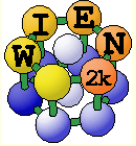
WIEN97: ~500 users
WIEN2k: ~3200 users

**An Augmented Plane Wave Plus Local
Orbital
Program for Calculating Crystal Properties**

**Peter Blaha
Karlheinz Schwarz
Georg Madsen
Dieter Kvasnicka
Joachim Luitz
Robert Laskowski
Fabien Tran
Laurence Marks**

November 2001
Vienna, AUSTRIA
Vienna University of Technology

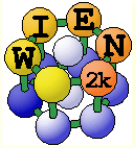
<http://www.wien2k.at>



General remarks on WIEN2k



- WIEN2k consists of many independent F90 programs, which are linked together via C-shell scripts.
- Each „case“ runs in his own directory `./case`
- The „master input“ is called `case.struct`
- Initialize a calculation: `init_lapw`
- Run scf-cycle: `run_lapw (runsp_lapw)`
- You can run WIEN2k using any www-browser and the w2web interface, but also at the command line in an xterm.
- Input/output/scf files have endings as the corresponding programs:
 - *case.output1...lapw1; case.in2...lapw2; case.scf0...lapw0*
- Inputs are generated using STRUCTGEN(w2web) and `init_lapw`



w2web: the web-based GUI of WIEN2k



- Based on **www**
 - *WIEN2k can be managed remotely via w2web*
- Important steps:
 - *start w2web on all your hosts*
 - login to the desired host (ssh)
 - w2web (at first startup you will be asked for username/password, port-number, (master-)hostname. creates ~/.w2web directory)
 - *use your browser and connect to the (master) **host:portnumber***
 - firefox <http://fp98.zserv:10000>
 - *create a new session on the desired host (or select an old one)*

Welcome to *w2web*
the fully web-enabled interface to WIEN2k

Select stored session:

- CI2
- Fayalit
- Fccni (<http://fp98.zserv:10000>)
- FeF2
- Forsterit
- H_atom
- Hg1201
- Hg3AsO4Cl (<http://hal.zserv:10000>)
- HgAsO4Cl (<http://hal.zserv.tuwien.ac.at:10000>)
- I2
- MgCO3
- NdNiSnD (<http://jupiter:10000>)
- NdNiSn_AF (<http://jupiter:10000>)
- NdNiSn (<http://jupiter:10000>)
- TIC_evapaph
- TIC_kla (<http://pauli:10000>)
- TIC**
- TIN_evapaph

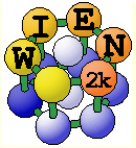
Create new session:

Session_name

on host-node

- master node**
- <http://jupiter:10000>
- <http://homer:10000>
- <http://pauli.theochem.tuwien.ac.at:10000>
- <http://fp98.zserv.tuwien.ac.at:10000>
- <http://hal.zserv.tuwien.ac.at:10000>
- <http://venus.theochem.tuwien.ac.at:10000>

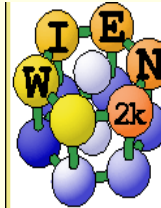
w2web © luitz.at



w2web GUI (graphical user interface)



- **Structure generator**
 - *spacegroup selection*
 - *import cif or xyz file*
- **step by step initialization**
 - *symmetry detection*
 - *automatic input generation*
- **SCF calculations**
 - *Magnetism (spin-polarization)*
 - *Spin-orbit coupling*
 - *Forces (automatic geometry optimization)*
- **Guided Tasks**
 - *Energy band structure*
 - *DOS*
 - *Electron density*
 - *X-ray spectra*
 - *Optics*



Execution >>

StructGen™
initialize calc.
run SCF
single prog.
optimize(V,c/a)
mini. positions

Utils. >>

Tasks >>

Files >>

struct file(s)
input files
output files
SCF files

Session Mgmt. >>

change session
change dir
change info

Configuration

Usersguide

html-Version
pdf-Version

Idea and realization
by

Session: TiC

/area51/pblaha/lapw/2005-june/TiC

StructGen™

You have to click "Save Structure" for changes to take effect!

Save Structure

Title: TiC

Lattice:

Type: F

P
F
B
CXY
CYZ
CXZ
R
H
1_P1

Spacegroups from
Bilbao Cryst Server

Lattice parameters in Å

a=4.328000038 b=4.328000038 c=4.328000038

α =90.000000 β =90.000000 γ =90.000000

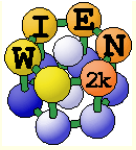
Inequivalent Atoms: 2

Atom 1: Ti Z=22.0 RMT=2.0000 remove atom

Pos 1: x=0.00000000 y=0.00000000 z=0.00000000 remove
add position

Atom 2: C Z=6.0 RMT=1.9000 remove atom

Pos 1: x=0.50000000 y=0.50000000 z=0.50000000 remove
add position



Spacegroup $P4_2/mnm$

Structure given by:
 spacegroup
 lattice parameter
 positions of atoms
 (basis)

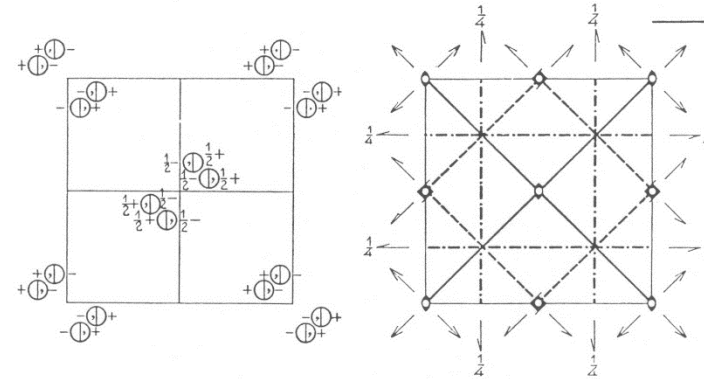
Rutile TiO_2 :
 $P4_2/mnm$ (136)
 $a=8.68, c=5.59$ bohr
Ti: (0,0,0)
O: (0.304,0.304,0)

$P4_2/mnm$
 D_{4h}^{14}

No. 136

$P4_2/m 2_1/n 2/m$

$4/m m m$ Tetragonal



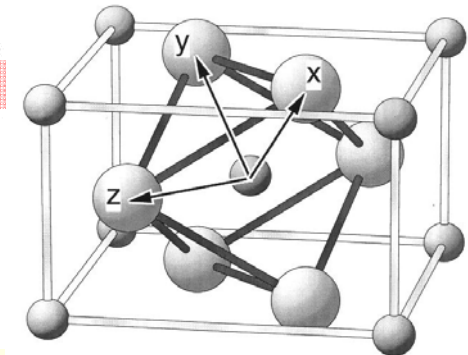
Origin at centre (mmm)

Number of positions,
Wyckoff notation,
and point symmetry

Co-ordinates of equivalent positions

Conditions limiting
possible reflections

Number of positions, Wyckoff notation, and point symmetry			Co-ordinates of equivalent positions	Conditions limiting possible reflections
16	k	1	$x, y, z; \bar{x}, \bar{y}, z; \frac{1}{2} + x, \frac{1}{2} - y, \frac{1}{2} + z; \frac{1}{2} - x, \frac{1}{2} + y, \frac{1}{2} + z;$ $x, y, \bar{z}; \bar{x}, \bar{y}, \bar{z}; \frac{1}{2} + x, \frac{1}{2} - y, \frac{1}{2} - z; \frac{1}{2} - x, \frac{1}{2} + y, \frac{1}{2} - z;$ $y, x, z; \bar{y}, \bar{x}, z; \frac{1}{2} + y, \frac{1}{2} - x, \frac{1}{2} + z; \frac{1}{2} - y, \frac{1}{2} + x, \frac{1}{2} + z;$ $y, x, \bar{z}; \bar{y}, \bar{x}, \bar{z}; \frac{1}{2} + y, \frac{1}{2} - x, \frac{1}{2} - z; \frac{1}{2} - y, \frac{1}{2} + x, \frac{1}{2} - z.$	General: hkl : No conditions $hk0$: No conditions $0kl$: $k+l=2n$ hhl : No conditions
8	j	m	$x, x, z; \bar{x}, \bar{x}, z; \frac{1}{2} + x, \frac{1}{2} - x, \frac{1}{2} + z; \frac{1}{2} - x, \frac{1}{2} + x, \frac{1}{2} + z;$ $x, x, \bar{z}; \bar{x}, \bar{x}, \bar{z}; \frac{1}{2} + x, \frac{1}{2} - x, \frac{1}{2} - z; \frac{1}{2} - x, \frac{1}{2} + x, \frac{1}{2} - z.$	Special: as above, plus } no extra conditions
8	i	m	$x, y, 0; \bar{x}, \bar{y}, 0; \frac{1}{2} + x, \frac{1}{2} - y, \frac{1}{2}; \frac{1}{2} - x, \frac{1}{2} + y, \frac{1}{2};$ $y, x, 0; \bar{y}, \bar{x}, 0; \frac{1}{2} + y, \frac{1}{2} - x, \frac{1}{2}; \frac{1}{2} - y, \frac{1}{2} + x, \frac{1}{2}.$	
8	h	2	$0, \frac{1}{2}, z; 0, \frac{1}{2}, \bar{z}; 0, \frac{1}{2}, \frac{1}{2} + z; 0, \frac{1}{2}, \frac{1}{2} - z;$ $\frac{1}{2}, 0, z; \frac{1}{2}, 0, \bar{z}; \frac{1}{2}, 0, \frac{1}{2} + z; \frac{1}{2}, 0, \frac{1}{2} - z.$	hkl : $h+k=2n; l=2n$
4	g	mm	$x, \bar{x}, 0; \bar{x}, x, 0; \frac{1}{2} + x, \frac{1}{2} + x, \frac{1}{2}; \frac{1}{2} - x, \frac{1}{2} - x, \frac{1}{2}.$	
4	f	mm	$x, x, 0; \bar{x}, \bar{x}, 0; \frac{1}{2} + x, \frac{1}{2} - x, \frac{1}{2}; \frac{1}{2} - x, \frac{1}{2} + x, \frac{1}{2}.$	
4	e	mm	$0, 0, z; 0, 0, \bar{z}; \frac{1}{2}, \frac{1}{2}, \frac{1}{2} + z; \frac{1}{2}, \frac{1}{2}, \frac{1}{2} - z.$	
4	d	$\bar{4}$	$0, \frac{1}{2}, \frac{1}{4}; \frac{1}{2}, 0, \frac{1}{4}; 0, \frac{1}{2}, \frac{3}{4}; \frac{1}{2}, 0, \frac{3}{4}.$	
4	c	$2/m$	$0, \frac{1}{2}, 0; \frac{1}{2}, 0, 0; 0, \frac{1}{2}, \frac{1}{2}; \frac{1}{2}, 0, \frac{1}{2}.$	
2	b	mmm	$0, 0, \frac{1}{2}; \frac{1}{2}, \frac{1}{2}, 0.$	
2	a	mmm	$0, 0, 0; \frac{1}{2}, \frac{1}{2}, \frac{1}{2}.$	

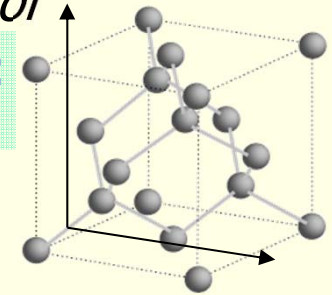


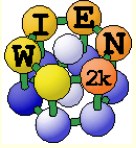


Structure generator



- **Specify:**
 - Number of *nonequivalent atoms*
 - *lattice type* (*P, F, B, H, CXY, CXZ, CYZ*) or *spacegroup symbol*
 - if existing, you must use a **SG-setting** with inversion symmetry:
 - Si: $\pm(1/8, 1/8, 1/8)$, not $(0,0,0)+(1/4, 1/4, 1/4)$!
 - *lattice parameters* *a, b, c* (in Å or bohr)
 - *name of atoms* (*Si*) and *fractional coordinates* (*position*)
 - as numbers (0.123); fractions (1/3); simple expressions ($x-1/2, \dots$)
 - in fcc (bcc) specify just one atom, not the others in (1/2, 1/2, 0; ...)
- **„save structure “**
 - *updates automatically* *Z, r0, equivalent positions*
- **„set RMT and continue“:** (specify proper “reduction” of NN-distances)
 - *non-overlapping „as large as possible“* (saves time, may require $L^{vns}=6(8)$)
 - *RMT for sp (d) - elements 10-20 % smaller than for d (f) elements*
 - *largest spheres not more than 50 % larger than smallest sphere*
 - *Exception: H in C-H or O-H bonds: RMT~0.6 bohr (RKMAX~3-4)*
 - *Do not change RMT in a „series“ of calculations, RMT equal for same atoms*
- **„save structure – save+cleanup“**





Program structure of WIEN2k



■ `init_lapw`

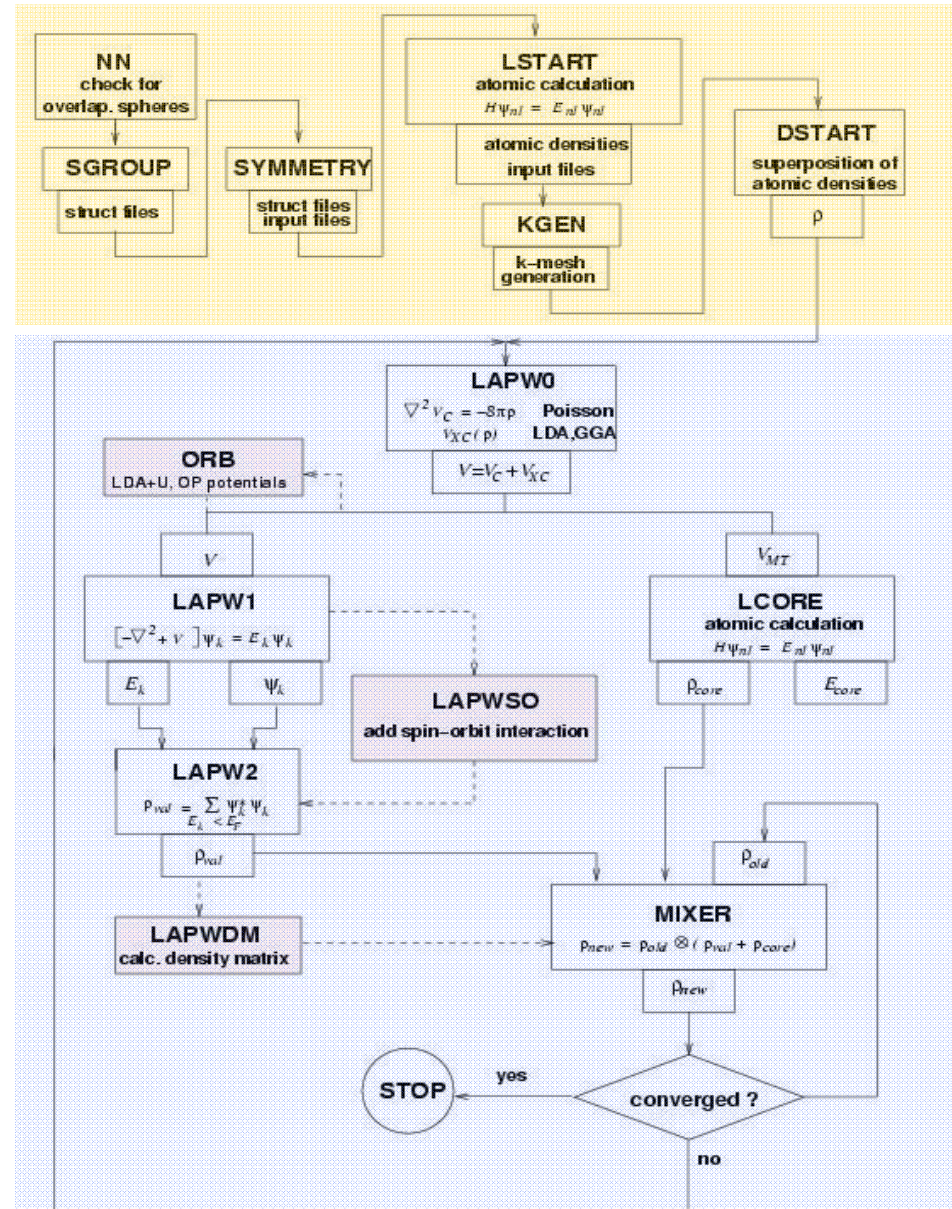
- *step-by-step or batch initialization*
- *symmetry detection (F, I, C-centering, inversion)*
- *input generation with recommended defaults*
- *quality (and computing time) depends on **k-mesh** and **R.Kmax** (determines #PW)*

■ `run_lapw`

- *scf-cycle*
- *optional with SO and/or LDA+U*
- *different convergence criteria (energy, charge, forces)*

■ `save_lapw tic_gga_100k_rk7_vol0`

- *cp case.struct and clmsum files,*
- *mv case.scf file*
- *rm case.broyd* files*





RKMAX



- The convergence criterion in APW is the product of $R_{MT} \cdot K_{max}$

$$\Psi = \sum_{K_n}^{KMAX} c_{K_n} e^{iK_n r}$$

- http://www.wien2k.at/reg_user/faq/rkmax.html
- medium quality convergence for **smallest** atom:

- basis set scales with RK_{max}^3
- cputime scales with N_{PW}^3

- increasing Rk_{max} by 10 %
→ doubles cputime

Rkmax	Element
3.0	H
4.5	Li
5.0	Be, B, Si
5.5	C, P
6.0	N, S
6.5	O, Cl, Na, K, Rb, Cs, Mg, Ca, Sr, Ba, Al
7.0	F
7.5	Sc-Cr, Ga-Br, Y-Mo
8.0	Mn-Zn, Ru-Cd, In-I, La, Ce, Hf-Re
8.5	Os-At, Pr-Lu, Ac-Lr

START with **SMALL** Rk_{max} (relaxation), **increase/test** later



BZ integration, "FERMI"-methods



- Replace the "integral" of the BZ by a finite summation on a mesh of "k-points"

$$\rho(r) = \sum_n^{E_n < E_F} \int \psi_{k,n}^* \psi_{k,n} d^3k = \sum_{k,n} w_{k,n} \psi_{k,n}^* \psi_{k,n}$$

- weights $w_{k,n}$ depend on k and bandindex n (occupation)

- for full "bands" the weight is given by "symmetry"

- $w(\Gamma)=1, w(x)=2, w(\Delta)=4, w(k)=8$

➔ shifted "Monkhorst-Pack" mesh

- for partially filled bands (metals) one must find the Fermi-energy (integration up to E_F) and determine the weights for each state $E_{k,n}$

- linear tetrahedron method (TETRA, eval=999)

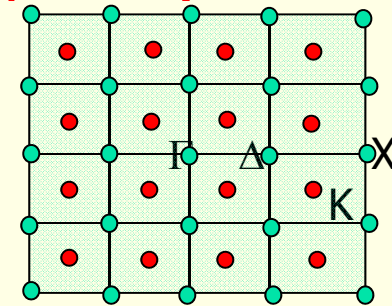
- linear tetrahedron method + "Bloechl" corrections (TETRA)

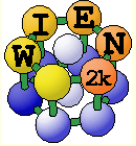
- "broadening methods"

- gauss-broadening (GAUSS 0.002)

- temperature broadening (TEMP/TEMPS 0.002)

- broadening useful to damp scf oscillations, but dangerous (magnetic moment)





k-mesh generation



- **x kgen** (generates k-mesh and reduces to irreducible wedge using symmetry)
 - *automatically "adds inversion"*
 - time inversion holds and $E(k) = E(-k)$
 - except in magnetic spin-orbit calculations (x -so kgen; uses case.ksym file)
 - x -fbz kgen (generates „full mesh“ in BZ)
 - *always "shift" the mesh for scf-cycle*
 - gaps often at Γ ! (might not be in your mesh)
 - *small unit cells and metals require large k-mesh (1000-100000)*
 - *large unit cells and insulators need only 1-10 k-points*
 - *use at first a fairly coarse mesh for scf/relaxations*
 - *continue later with finer mesh*
 - mesh was good if nothing changes and scf terminates after few (3) iterations
 - *use even finer meshes for DOS, spectra, optics,...*



Program execution:



- All programs are executed via the „master“ shell-script `x_lapw`

`x lapw2 -up -orb`

- This generates a „def“ file: `lapw2.def`

```
5, 'tin.in2c', 'old', 'formatted'
```

```
6, 'tin.output2up', 'unknown', 'formatted'
```

```
8, 'tin.clmvalup', 'unknown', 'formatted'
```

```
10, './tin.vectorup', 'unknown', 'unformatted'
```

- and executes: `lapw2c lapw2.def`

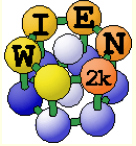
- All WIEN2k-shell scripts have long and short names:

- *`x_lapw; runsp_lapw, runfsm_lapw` → *`x; runsp; runfsm`**

- All scripts have a „help“ switch „-h“, which explains flags and options (without actually execution)

`x -h`

`x lapw1 -h`



scf-cycle



■ run_lapw [options] (for nonmagnetic cases)

- | | |
|--|--|
| ■ <i>-ec 0.0001</i> | <i>convergence of total energy (Ry)</i> |
| ■ <i>-cc 0.0001</i> | <i>convergence of charge distance (e)</i> |
| ■ <i>-fc 1.0</i> | <i>convergence of forces (mRy/bohr)</i> |
| ■ <i>-it (-it1,-it2 , -noHinv)</i> | <i>iterative diagonalization (large speedup)</i> |
| ■ <i>-p</i> | <i>parallel calculation (needs .machines file)</i> |
| ■ <i>-so</i> | <i>add spin-orbit (only after „initso“)</i> |
| ■ <i>Spacegroups without inversion use automatically lapw1c, lapw2c (case.in1c,in2c)</i> | |

■ case.scf: master output file, contains history of the scf-cycle

- *most information is stored with some „labels“ (grep :label case.scf)*

■ :ENE	:DIS	:FER	:GAP	:CTO001	:NTO001	:QTL001
■ :FGL002:	2.ATOM	13.767	13.767	0.000	total forces	
■ :LAT	:VOL	:POSxxx				



Getting help



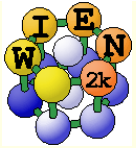
- ***_lapw -h** „help switch“ of all WIEN2k-scripts
- **help_lapw:**
 - *opens usersguide.pdf; Use ^f keyword to search for an item („index“)*
- **html-version of the UG:** (\$WIENROOT/SRC_usersguide/usersguide.html)
- **http://www.wien2k.at/reg_user**
 - *FAQ page with answers to common questions*
 - *Update information: When you think the program has an error, please check newest version*
 - *Textbook section: DFT and the family of LAPW methods by S.Cottenier*
 - *Mailing-list:*
 - **subscribe** to the list (always use the same email)
 - **full text search** of the „digest“ (your questions may have been answered before)
 - **posting questions: Provide sufficient information**, locate your problem (case.dayfile, *.error, case.scf, case.outputX).
 - **„My calculation crashed. Please help.“** This will most likely not be answered.



most common problems



- „QTL-B“ value too large - STOP (or :WARN): “ghostbands”
 - *identify for which eigenvalue, atom and l it happens, check E_F (case.scf2, case.output2)*
 - *identify the corresponding linearization energies in case.scf1*
 - *change the corresponding linearization energy in case.in1*
 - compare and check with :EPL and :EPH lines in case.scf2
 - default E-parameters are adapted automatically but may need changes for
 - surfaces, molecules (negative E_F) or heavy elements (E_F often larger than 1.0)
 - add a local orbital (or adjust its energy)
 - *if QTL-B occurs for an atom with large RMT, reduce RMT*
 - this may happen for larger RKMAX („numerical linear dependency“)
- **scf-cycle diverges (grep :DIS case.scf):**
 - *check structure (most likely a wrong structure caused divergence);*
 - *check E-parameters (see above), check :NEC01 (correct number of e^-)*
 - *rm *.broyd* case.scf; x dstart*



case.in1

set E_f to $E_F - 0.2$ Ry

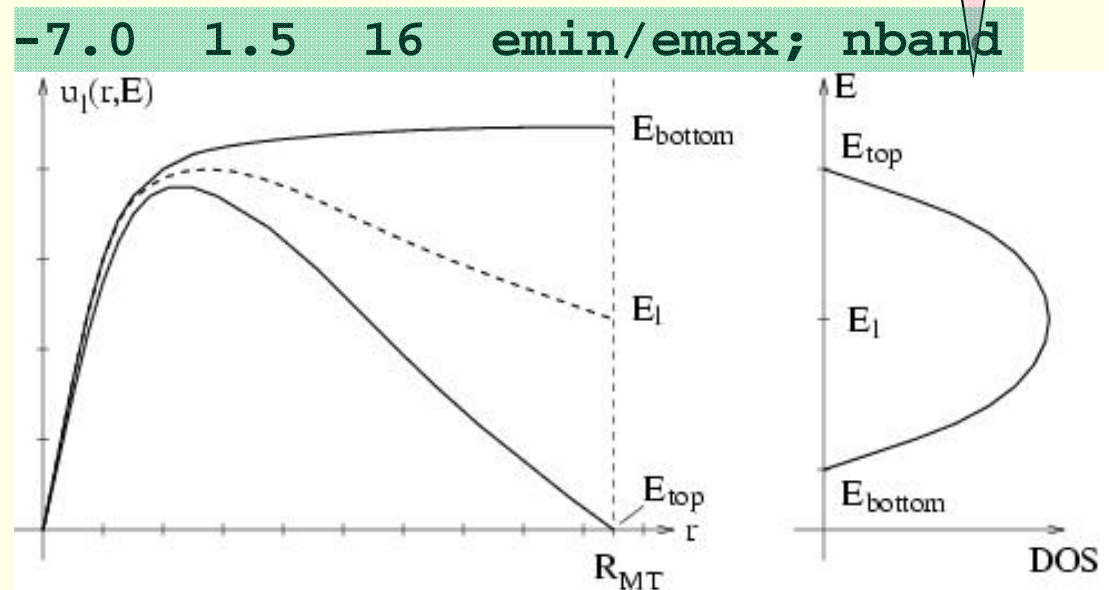


- WFFIL EF=0.634 (WFPRI, SUPWF)
- 7.00 10 4 (R-MT*K-MAX; MAX L IN WF, V-NMT)
- 0.30 5 0 global E-param with N other, napw
- 0 0.30 0.000 CONT 1 Es
- 0 -3.72 0.005 STOP 1 Es-LO with search
- 1 -2.07 0.010 CONT 1 Ep with search
- 1 0.30 0.000 CONT 1 Ep-LO
- 2 0.30 0.010 CONT 1 0/1...LAPW/APW+lo
- K-VECTORS FROM UNIT:4 -7.0 1.5 16 emin/emax; nband

$$\Psi = \sum_{K_n}^{KMAX} c_{K_n} e^{iK_n r}$$

$$\Phi_{K_n} = \sum_l^{lmax} A_{lm} u_l(E_l, r) Y_{lm}$$

$$H_{n,m}^{NS} = \langle \Phi_l | V_{LM}^{NS} | \Phi_{l'} \rangle$$





HDLOs: case.in1



- **f (d)** wavefunctions have a large E-dependency in cases with **large RMT**
- For **high precision** calculations extend the basis set with a **HDLO** (high derivative LO):

$$\Phi_{K_n} = \sum_l A_{lm}(K_n) u_l(E_l, r) Y_{lm}$$

APW

$$\phi_{l,atom} = (A_{lm} u_{lm} + B_{lm} \dot{u}_l) Y_{lm}$$

1o

$$\phi_{l,atom} = (A_{lm} u_{lm} + C_{lm} \ddot{u}_l) Y_{lm}$$

HDLO

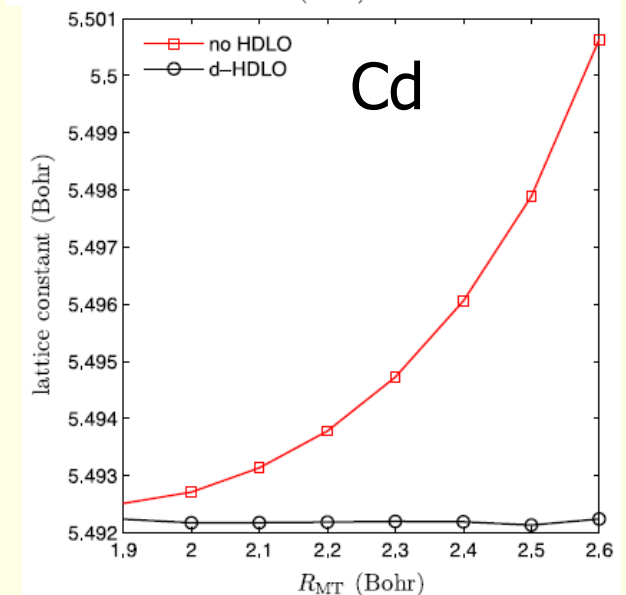
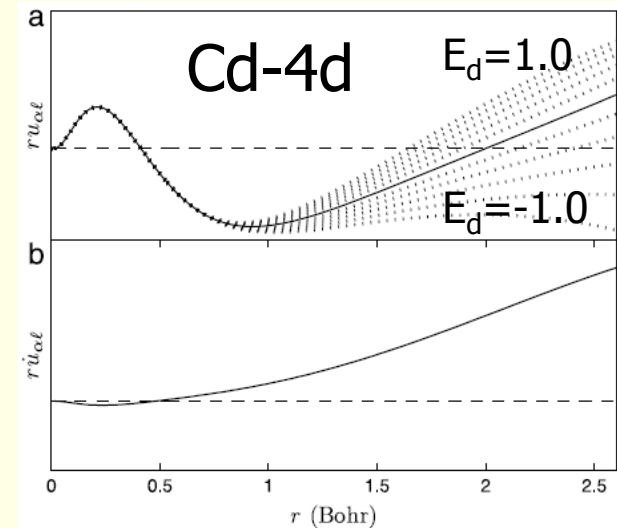
■ 2 0.30 0.010 CONT 1

APW+1o

■ 2 0.30 0.010 CONT 2

HDLO

■ F.Karsai et al., CPC 220, 230 (2017)





case.klist, case.in2



- GAMMA 0 0 0 40 1.0 IX, IY, IZ, IDIV, WEIGHT
- 1 0 0 40 6.0
- ...
- X 40 0 0 40 3.0
- END

case.in2:

- TOT (TOT, FOR, QTL, EFG, FERMI)
- -9.0 16.0 0.50 0.05 EMIN, NE, ESEPARMIN, ESEPAR0
- TETRA 0.000 (GAUSS, ROOT, TEMP, TETRA, ALL eval)
- 0 0 4 0 4 4 6 0 6 4
- 0 0 4 0 4 4 6 0 6 4
- 14. GMAX(automatically larger for small spheres H)
- FILE FILE/NOFILE write recprlist

$$\rho(r) = \sum_{LM} \rho_{LM}(r) Y_{LM}(\hat{r}) \qquad \rho(r) = \sum_G^{\text{GMAX}} \rho_G e^{iGr}$$



Properties with WIEN2k - I



- **Energy bands**
 - *classification of irreducible representations*
 - *'character-plot' (emphasize a certain band-character)*
- **Density of states**
 - *including partial DOS with l and m- character (eg. p_x, p_y, p_z)*
- **Electron density, potential**
 - *total-, valence-, difference-, spin-densities, ρ of selected states*
 - *1-D, 2D- and 3D-plots (Xcrysden)*
 - *X-ray structure factors*
 - *Bader's atom-in-molecule analysis, critical-points, atomic basins and charges*
($\nabla\rho \cdot \vec{n} = 0$)
 - *spin+orbital magnetic moments (spin-orbit / LDA+U)*
- **Hyperfine parameters**
 - *hyperfine fields (contact + dipolar + orbital contribution)*
 - *Isomer shift*
 - *Electric field gradients*



partial charges "qtl" + DOS



- be sure to have case.vector on a dense tetrahedral mesh after a scf calculation

■ *eventually:*

- x kgen
- edit case.in1 (larger Emax)
- x lapw1

- x lapw2 -qtl

$$\Psi_n^* \Psi_n = 1 = q_{out} + \sum_t^{at} \sum_l q_{t,l}$$

- case.outputt

■ *integrated DOS*

- case.dos1ev (3ev)

■ *text-file for plotting*

■ *E-zero at E_F*

Session: TiC
/susi/pblaha/lapw/TiC

Density of states

x lapw2 -qtl Calculate partial charges interactively

edit TiC.int Edit input-file for TETRA

x tetra Calculate partial DOS interactively

edit TiC.outputt Check output of TETRA

dosplot Plot DOS

Session: TiC
/susi/pblaha/lapw/TiC

File:

/susi/pblaha/lapw/TiC/TiC.int

continue with DOS

Save

Download this file:

Header from TiC.qtl:

```
ATOM 1 tot,0,1,2,3,xdos(i,j),j=1,i),i=1,1xdos2)
ATOM 2 tot,0,1,2,D-eg,D-t2g,3
```

Title

```
-0.50 0.002 1.500 0.003 EMIN, DE, EMAX, Gauss-broadening(>;de)
3 NUMBER OF DOS-CASES specified below
0 1 total atom, case=column in qtl-header, label
1 2 Atom1-s
2 5 Atom2-eg
```



partial charges:



■ local rotation matrix:

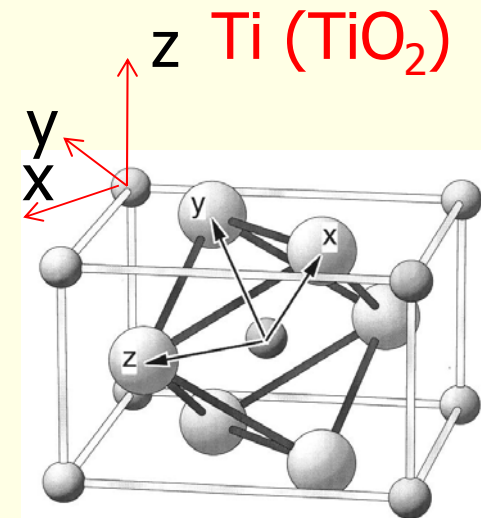
- *transfers z (y) into highest symmetry*
- *reduces terms in LM series*
- *"chemical" interpretation*
 - p_x is different from p_y

$$\begin{pmatrix} 1/\sqrt{2} & 1/\sqrt{2} & 0 \\ -1/\sqrt{2} & 1/\sqrt{2} & 0 \\ 0 & 0 & 1 \end{pmatrix}$$

- *see case.struct and case.outputs*

■ x qtl (instead of x lapw2 -qtl)

- *f-orbitals*
- *qtls for different coordinate system (eg. "octahedral" in TiO_2)*
- *relativistic basis ($p_{1/2}$ - $p_{3/2}$ or $d_{3/2}$ - $d_{5/2}$ splitting in so calculation)*
- *for angular dependend TELNES (ISPLIT 88, 99)*





Properties with WIEN2k - I



- **Energy bands**
 - *classification of irreducible representations*
 - *'character-plot' (emphasize a certain band-character)*
- **Density of states**
 - *including partial DOS with l and m- character (eg. p_x, p_y, p_z)*
- **Electron density, potential**
 - *total-, valence-, difference-, spin-densities, ρ of selected states*
 - *1-D, 2D- and 3D-plots (Xcrysden)*
 - *X-ray structure factors*
 - *Bader's atom-in-molecule analysis, critical-points, atomic basins and charges*
($\nabla\rho \cdot \vec{n} = 0$)
 - *spin+orbital magnetic moments (spin-orbit / LDA+U)*
- **Hyperfine parameters**
 - *hyperfine fields (contact + dipolar + orbital contribution)*
 - *Isomer shift*
 - *Electric field gradients*

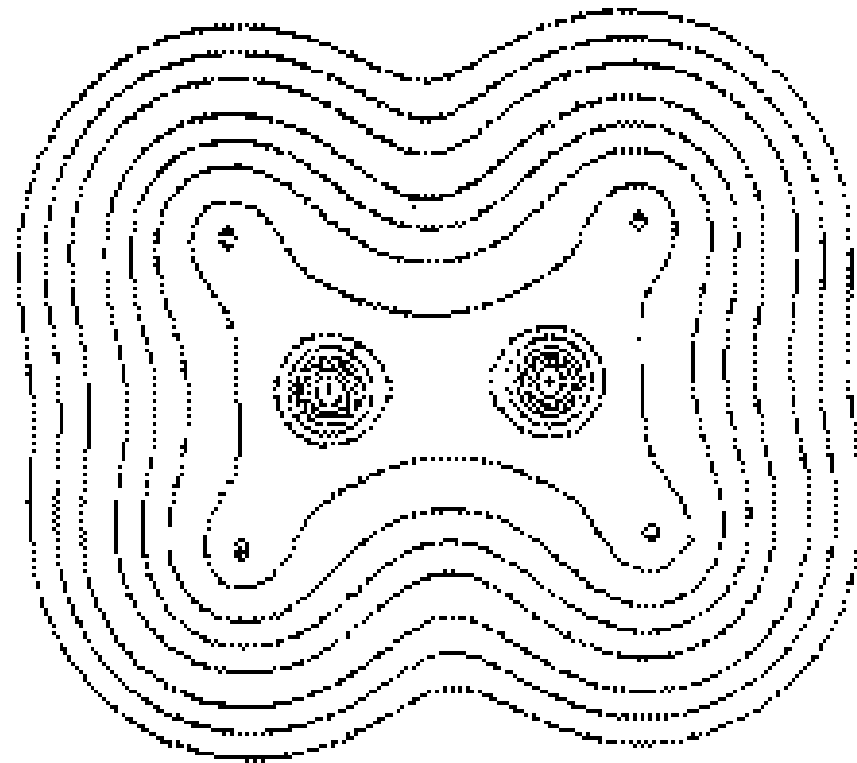



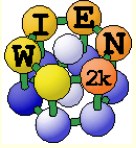
Atoms in Molecules



- Theory to characterize atoms and chemical bonds from the topology of the electron density, by R.F.Bader
(http://www.chemistry.mcmaster.ca/faculty/bader/aim/aim_0.html)

Electron density of C_2H_4



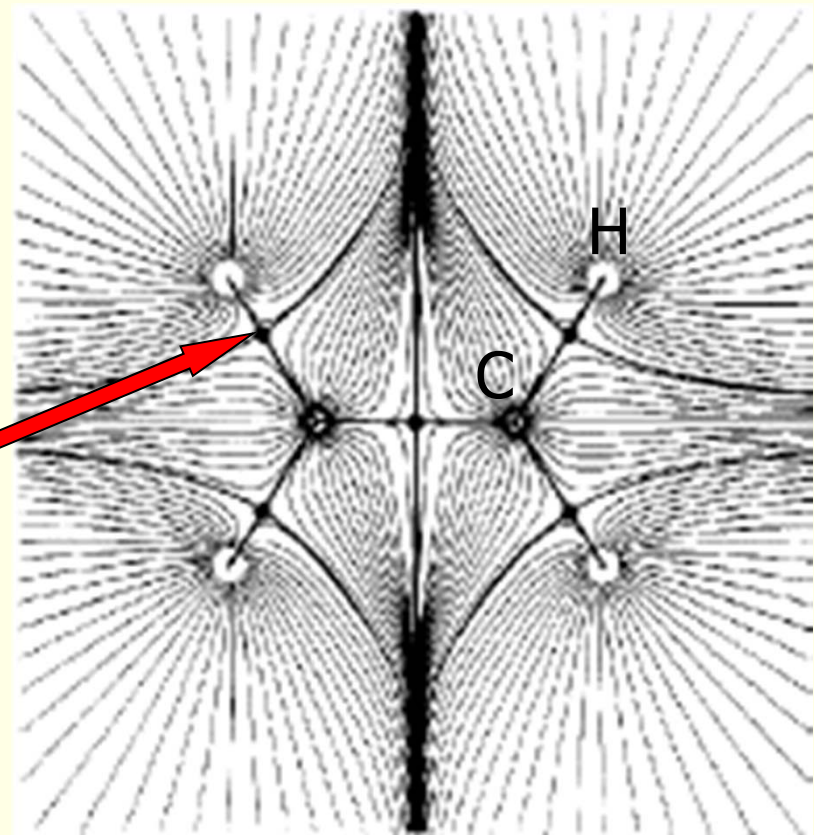


■ Bonds are characterized by „critical points“, where $\nabla\rho = 0$

- density maximum: (3,-3); 3 negative curvatures λ , (at nucleus or non-NM)
- bond CP: (3,-1): 2 negative, 1 positive λ (saddle point)
 - positive (and large) Laplacian: ionic bond
 - negative Laplacian: covalent bond
- bridge CP: (3,1)
- cage CP: (3,3) (minimum)

(3,-1) BCP

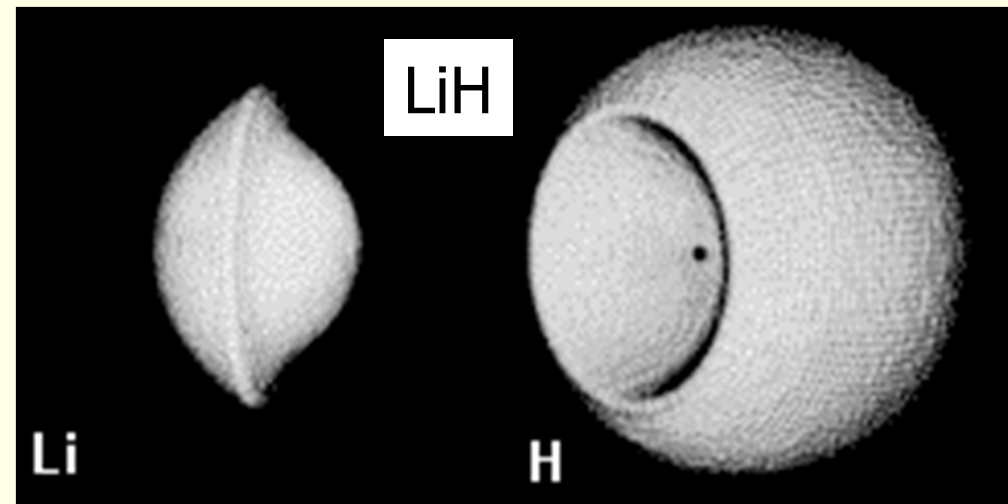
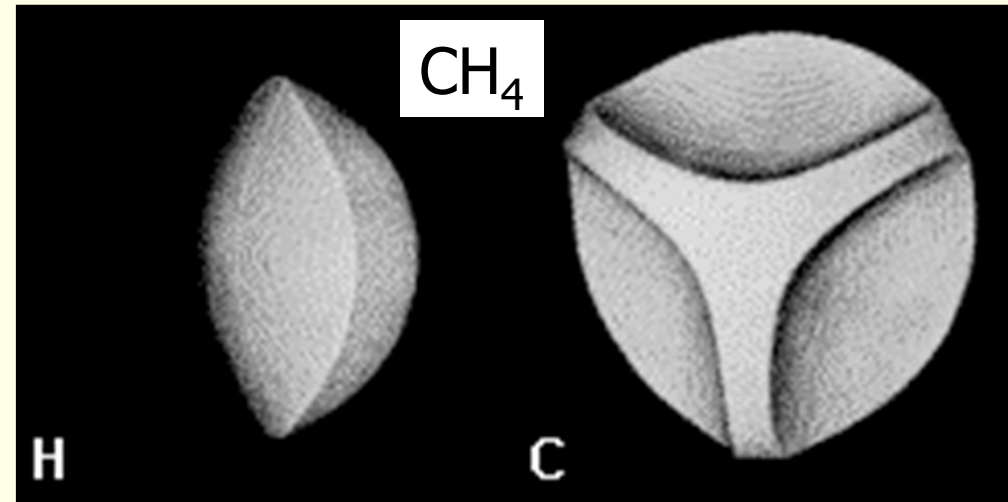
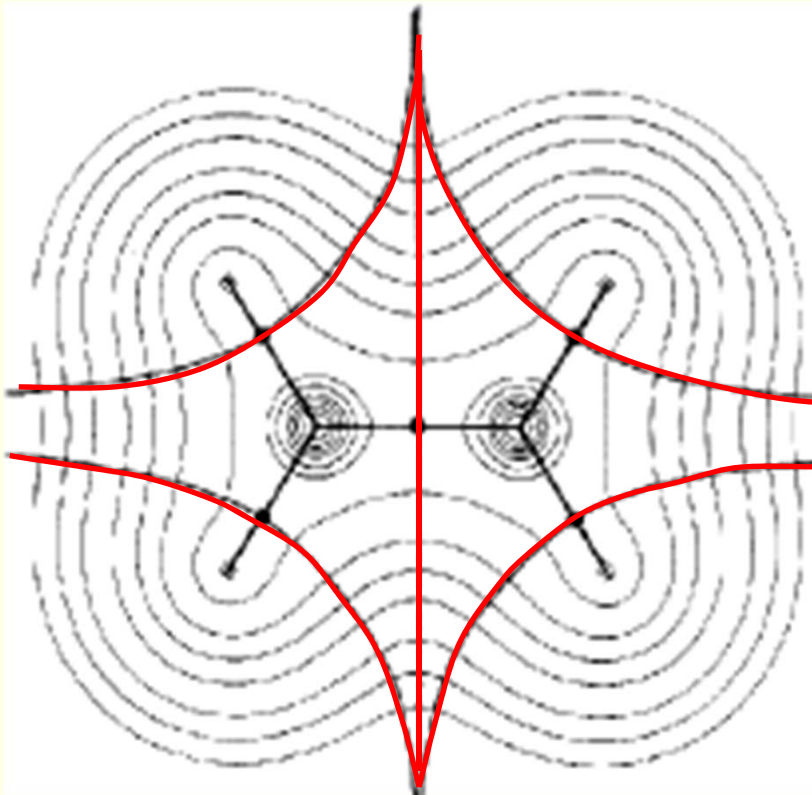
trajectories of constant $\nabla\rho$
originating at CPs in C_2H_4





- "Atoms" are regions within a zero-flux surface $\vec{\nabla}\rho \cdot \vec{n} = 0$

ρ of C_2H_4 with zero-flux lines defining atomic basins





- 2 tools: **x aim** or **critic2** (see unsupported software)
- Bader analysis of some inorganic compounds:

	$\rho(\text{e}/\text{\AA}^3)$	$\Delta\rho(\text{e}/\text{\AA}^5)$	Q (e)
Cl_2	1.12	-6.1	-
I_2	0.48	-0.9	-
TiC	0.51	1.8	1.7
TiN	0.47	3.9	1.7
TiO	0.43	5.8	1.5
KCl	0.08	1.2	0.6

Cl_2 more covalent
then I_2

more ionic, but less charge?

less ionic then TiC ?



x aim



- You must have a "good" scf-density (case.clmsum)
 - *no core leakage, LMs up to $L=8-10$ in case.in2*

SURF

```
1          atom in center of surface (including MULT)
20 0.0 1.570796327  theta, 20 points, from zero to pi/2
20 0.0 0.785398163  phi, from 0 to pi/4 (depends on symmetry!!)
0.07 1.0 4          step along gradient line, rmin (has reached an atom)
1.65 0.1           initial R for search, step (a.u)
3 3 3             nshell
IRHO           "INTEGRATE" rho
WEIT           WEIT (surface weights are available in case.surf)
30            30 radial points outside min(RMIN,RMT)
END
```

CRIT

```
1          atom around you search for critical points
ALL        two, three, four, all (dimers,trimers,....all=2+3)
3 3 3      nshell
END
```

`extractaim_lapw:` → `critical_points_ang` (converted units)
:PC `x, y, z, $\lambda_1, \lambda_2, \lambda_3$, ch, laplacian, rho`



Properties with WIEN2k - II



■ Total energy and forces

- *optimization of internal coordinates, (MD, BROYDEN)*
- *cell parameter only via E_{tot} (no stress tensor)*
- *elastic constants for cubic, hexagonal, and tetragonal cells*
- *Phonons via supercells*
 - interface to PHONON (K.Parlinski) – bands, DOS, thermodynamics, neutrons
 - interface to PHONOPY (A. Togo)
 - http://www.wien2k.at/reg_user/unsupported

■ Spectroscopy

- *core level shifts*
- *X-ray emission, absorption, electron-energy-loss (with core holes)*
 - core-valence/conduction bands including matrix elements and angular dep.
- *optical properties (dielectric function in RPA approximation, JDOS including momentum matrix elements and Kramers-Kronig)*
- **fermi surface: 2D, 3D (using XcrysDen)**

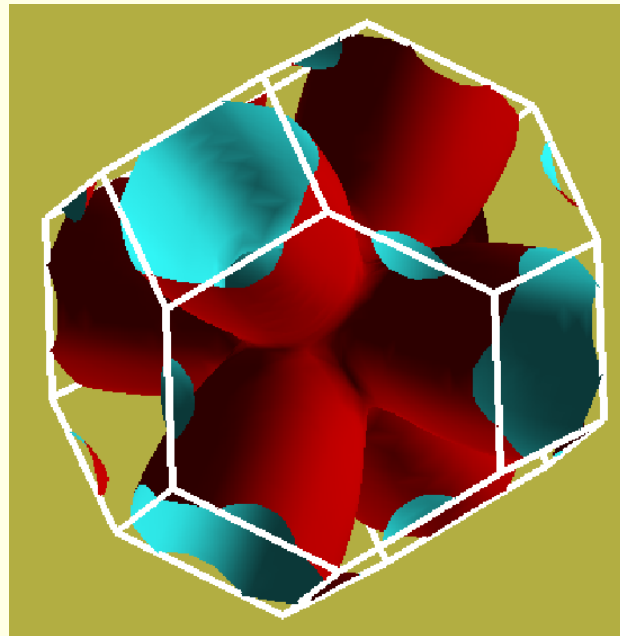


Fermi surfaces



■ `xcrysden --wien_fermisurface tin.struct`

- choose a good k-mesh (eg. 10000 points)
- plot the FS for all bands which cross E_F and compare to band structure



- *for 2D plots there is also a WIEN2k-tool „fsgen“ (see UG)*
- *SKEAF (www.wien2k.at/reg_users/unsupported): quantum oscillations*



Properties with WIEN2k - II



■ Total energy and forces

- *optimization of internal coordinates, (MD, BROYDEN)*
- *cell parameter only via E_{tot} (no stress tensor)*
- *elastic constants for cubic, hexagonal, and tetragonal cells*
- *Phonons via supercells*
 - interface to PHONON (K.Parlinski) – bands, DOS, thermodynamics, neutrons
 - interface to PHONOPY (A. Togo)
 - http://www.wien2k.at/reg_user/unsupported

■ Spectroscopy

- *core level shifts*
- *X-ray emission, absorption, electron-energy-loss (with core holes)*
 - core-valence/conduction bands including matrix elements and angular dep.
- *optical properties (dielectric function in RPA approximation, JDOS including momentum matrix elements and Kramers-Kronig)*
- **fermi surface: 2D, 3D (using XcrysDen)**



Cohesive energy



$$E_{A_x B_y}^{cohes.} = E^{crystal} - x E_A^{atom} - y E_B^{atom}$$

- $E^{crystal}$: scalar-relativistic valence (or approx. SO)

- E^{atom} : LSTART: fully-relativistic → inconsistent description

 - for heavier elements (2nd row):

 - supercell with one atom in a ~30-40 bohr **distorted** FCC box (identical RMT, equivalent RKmax, 1 k-point, spinpolarized)

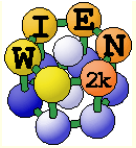


Structural optimizations:



- **Lattice parameters, volume, c/a ratio only via total energies:**
 - *x optimize: creates a series of "struct" files + script "optimize.job"*
 - select volume or c/a, ...
 - select number of cases and desired changes in volume (in % of V_0)
 - *edit optimize.job*
 - adapt to your need: change / uncomment various lines, eg.:
 - select different convergence parameters, parallelization, more iterations (-i 40)
 - modify "save_lapw" line (with more specific names)
 - replace "run_lapw" by "runsp_lapw" or add options (-min -fc 1 -orb)
 - *execute optimize.job*
 - *plot (analyse) the results*

- *combinations of volume and c/a are possible: 2Doptimize*
 - "x optimize" always uses **case_initial.struct** (if present)
 - do a "volume" optimization to create case_vol_xx.struct files
 - copy the respective case_vol_xx.struct file to case_initial.struct
 - x optimize with "c/a" for this particular volume and proceed as above.



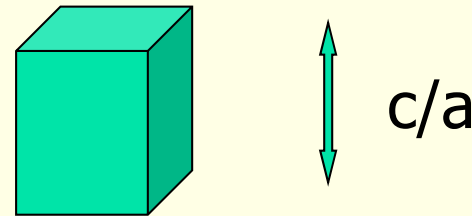
Symmetry:



■ WIEN „preserves“ symmetry:

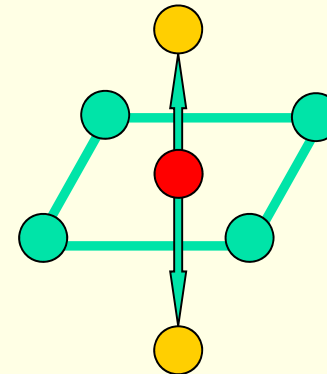
■ *c/a optimization of „cubic“ TiC:*

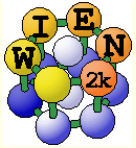
- change c lattice parameter in TiC.struct (tetragonal distortion, #sym.op=0)
- init_lapw
- change c back to cubic
- x optimize ...



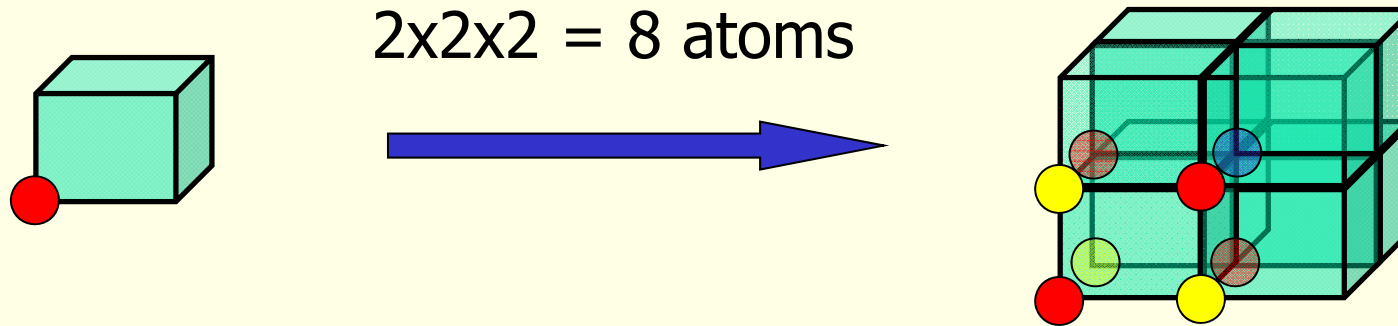
■ „Jahn-Teller“ distortion:

- when you start with a perfect octahedra, you will never get any distortion
- → start with slightly distorted positions





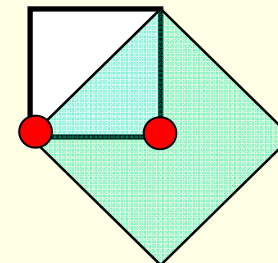
Supercells (impurities, vacancies, alloys)



$(0,0,0)$	$P \rightarrow 8 \text{ atoms}$	$(0,0,0)$	$(.5,0,0)$	$(.5,.5,0)$	$(.5,.5,.5)$
			$(0,.5,0)$	$(.5,0,.5)$	
			$(0,0,.5)$	$(0,.5,.5)$	
	$B \rightarrow 4 \text{ atoms}$	yes	yes	no	no
	$F \rightarrow 2 \text{ atoms}$	yes	no	no	yes

4x4x4 supercells: P (64), B (32), F (16) atoms

$\sqrt{2} \times \sqrt{2}$ supercells (1 \rightarrow 2 atoms)





Supercells



- **Program „supercell“:**
 - *start with „small“ struct file*
 - *specify number of repetitions in x, y, z (only integers, e.g. $2 \times 2 \times 1$)*
 - *specify P , B or F lattice*
 - *add „vacuum“ for surface slabs (only (001) indexed surfaces)*
 - *shift all atoms in cell*
- **You must break symmetry !!!** (otherwise sgroup will restore your original struct file)
 - *replace (impurities, vacancies) or*
 - *displace (phonons) or*
 - *label at least 1 atom (core-holes, specific magnetic order; change “Fe” to “Fe1”; this tells the symmetry-programs that Fe1 is NOT a Fe atom!!)*
- **„supercell“ works only along unit-cell axes!!!**

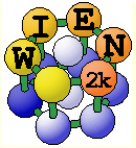


Structeditor (by R.Laskowski)



- requires octave (matlab) and xcrysden (visualization)
- allows complex operations on struct-files

```
octave
s=loadstruct("GaN.struct")
# make an orthorhombic supercell and visualize it
a=[1 0 0; 1 1 0; 0 0 2]
sout=makesupercell (s,a);
showstruct(sout);
# save it as test.struct
savestruct (sout,"test.struct");
# get help on all commands
helpstruct
```

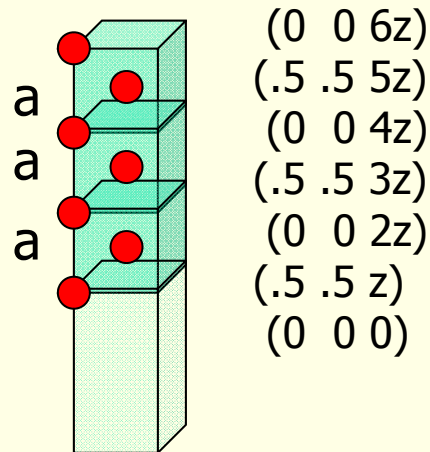


Surfaces



- 2D-slabs with finite number of layers with „vacuum“ in 3rd dimension

bcc (001) 7 layers:



(0 0 6z)
 (.5 .5 5z)
 (0 0 4z)
 (.5 .5 3z)
 (0 0 2z)
 (.5 .5 z)
 (0 0 0)

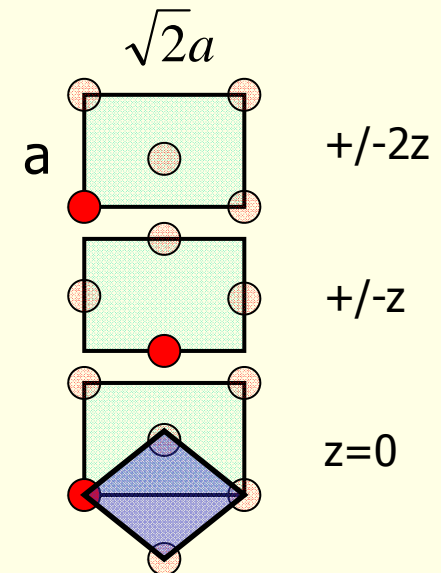
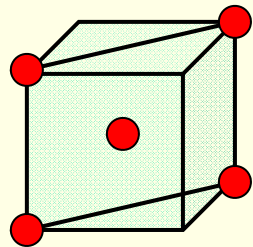
with lattice parameters:
 $a, a, c=(3a+15-20\text{bohr vacuum})$
 shift to
 $(.5 .5 +/-3z)$
 $(0 0 +/-2z)$
 $(.5 .5 +/-z)$
 $(0 0 0)$
 inversion $z = a/2c$



bcc (110):

orthorhombic CXY-lattice: $a, \sqrt{2}a, c$

(0 0 0) $z=a/\sqrt{2}a c$
 (0 .5 +/-z)
 (0 0 +/-2z)





Total energies and atomic forces

(Yu et al.; Kohler et al.)



Total Energy:

- *Electrostatic energy*
- *Kinetic energy*
- *XC-energy*

$$U[\rho] = \frac{1}{2} \int d^3\vec{r} \rho(\vec{r}) V_{es}(\vec{r}) + \frac{1}{2} \sum_{\alpha} Z_{\alpha} V_{es}^{\alpha}(\vec{r})$$

$$T[\rho] = \sum_i n_i \varepsilon_i - \int d^3\vec{r} \rho(\vec{r}) V_{eff}(\vec{r})$$

$$E_{xc}[\rho] = \int d^3\vec{r} \rho(\vec{r}) \varepsilon_{xc}(\vec{r})$$

Force on atom α :

$$\vec{F}^{\alpha} = \frac{-dE_{tot}}{d\vec{R}_{\alpha}} = F_{HF}^{\alpha} + F_{core}^{\alpha} + F_{val}^{\alpha}$$

- *Hellmann-Feynman-force*
- *Pulay corrections*

$$F_{HF}^{\alpha} = Z_{\alpha} \sum_{m=-1}^1 \lim_{r_{\alpha} \rightarrow 0} \frac{V_{1m}^{es}(r_{\alpha})}{r_{\alpha}} \nabla_{\alpha} [r_{\alpha} Y_{1m}(\hat{r})]$$

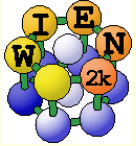
- *Core*
- *Valence*

$$F_{core}^{\alpha} = - \int \rho_{core}(r) \nabla_{\alpha} V_{eff}(r) d\vec{r}$$

- *expensive, contains a summation of matrix elements over all occupied states*

$$F_{val}^{\alpha} = \int_{\alpha} V_{eff}(r) \nabla_{\alpha} \rho_{val}(r) d\vec{r} + \sum_{k,i} n_i \sum_{K,K'} c_i^*(K') c_i(K) \times$$

$$\left[(K^2 - \varepsilon_i) \oint \phi_{K'}^*(r) \phi_K(r) dS_{\alpha} - i(K - K') \langle \phi_{K'} | H - \varepsilon_i | \phi_K \rangle_{\alpha} \right]$$



■ Forces only for "free" structural parameters:

- *NaCl: (0,0,0), (0.5,0.5,0.5) : all positions fixed by symmetry*
- *TiO₂: Ti (0,0,0), O (u,u,0): one free parameter (u,x,y,z)*

■ Forces are only calculated when using "-fc":

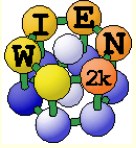
- *run_lapw -fc 1.0 (mRy/bohr)*

■ `grep :fgl002 case.scf`

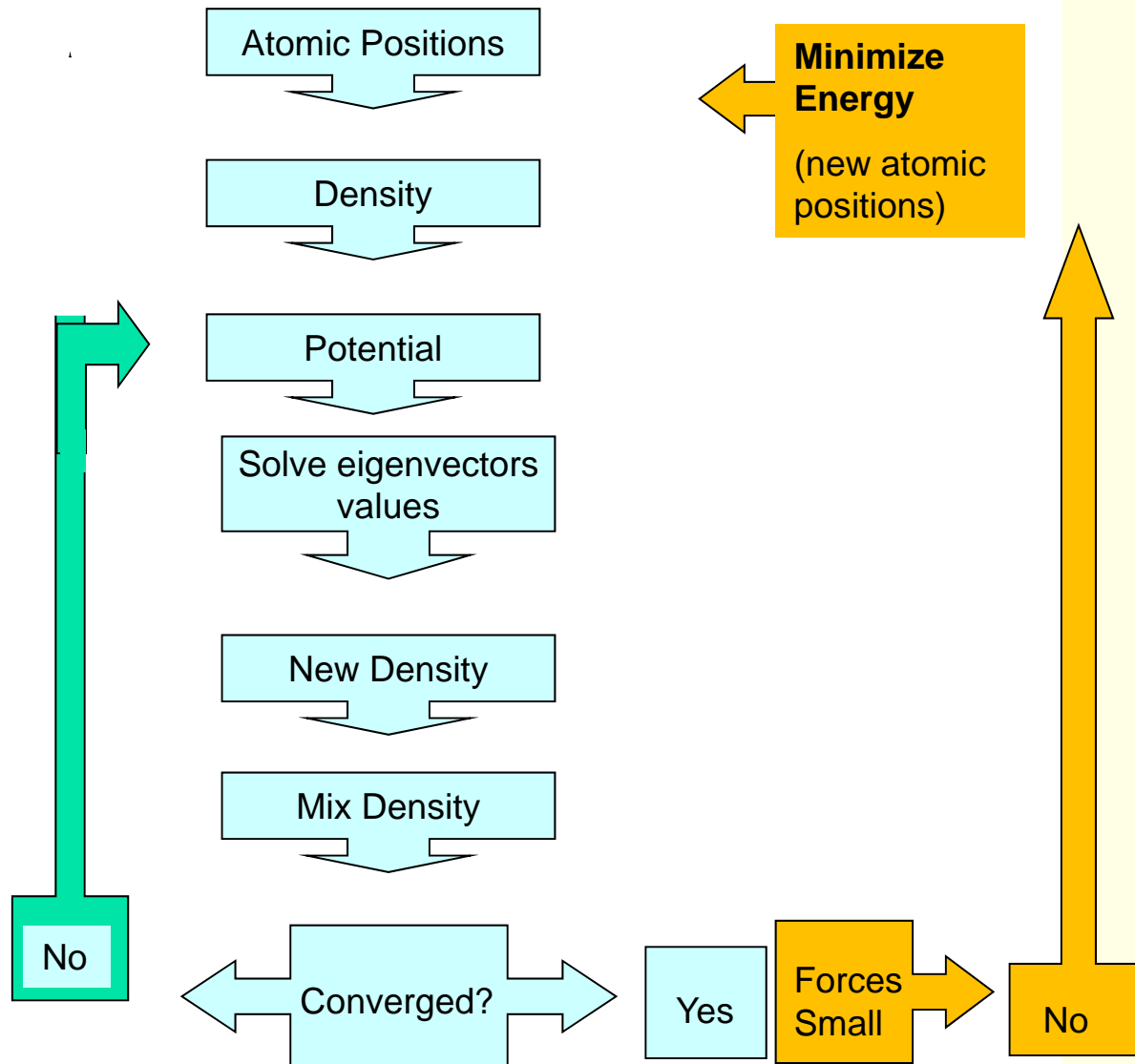
- | | | |
|---------|--------------|---|
| ■ 200. | partial | |
| ■ -130. | partial | |
| ■ 140. | partial | |
| ■ 135 | partial | only $F_{\text{HF}} + F_{\text{core}}$ |
| ■ 120 | partial | |
| ■ 122 | partial | forces converging |
| ■ 121 | partial | → changes "TOT" to "FOR" in case.in2 |
| ■ -12.3 | total | $F_{\text{HF}} + F_{\text{core}} + F_{\text{val}}$, only this last number is correct |

■ Forces are useful for

- *structural optimization (of internal parameters)*
- *phonons*

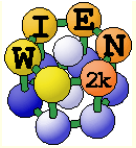


Structure optimization (atomic positions)



Traditional way:

- Inner loop: obtain fixed-point for given atom positions
- Outer loop: optimize atomic positions

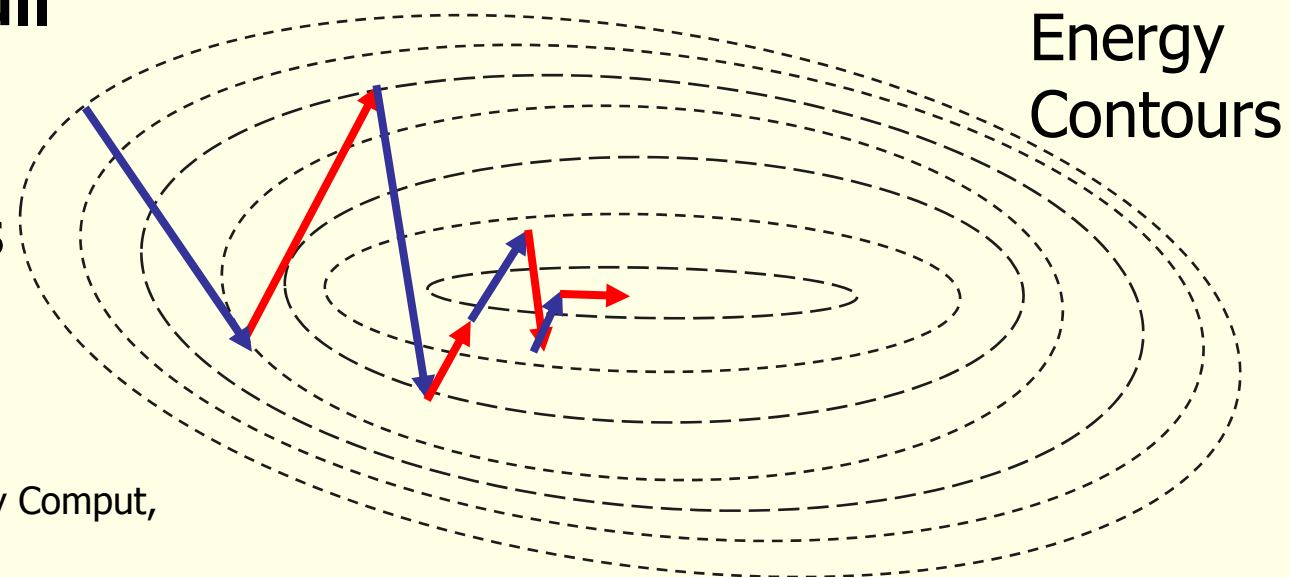


Traditional algorithm:



- Calculate SCF mapping, time T_0
- Broyden expansion for fixed-point problem, self-consistent density, N_{SCF} iterations
- BFGS is most common for optimizing the atomic positions (Energy), N_{BFGS}
- Time scales as $N_{\text{SCF}} * N_{\text{BFGS}} * T_0$

each step is a **full**
scf calculation
producing
accurate forces



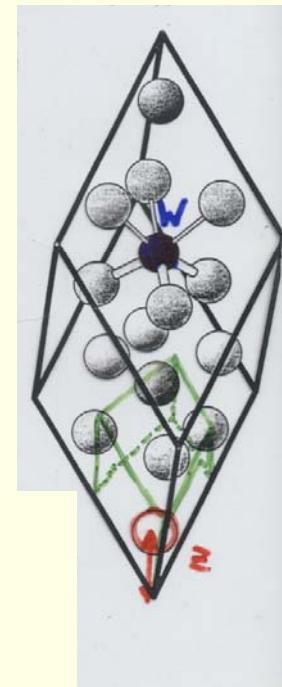
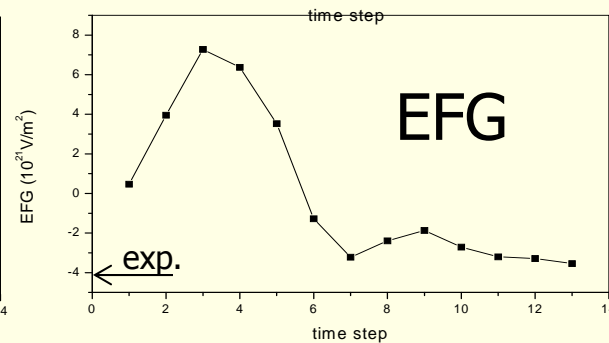
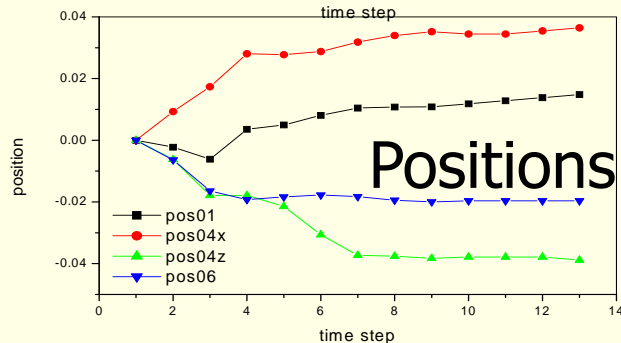
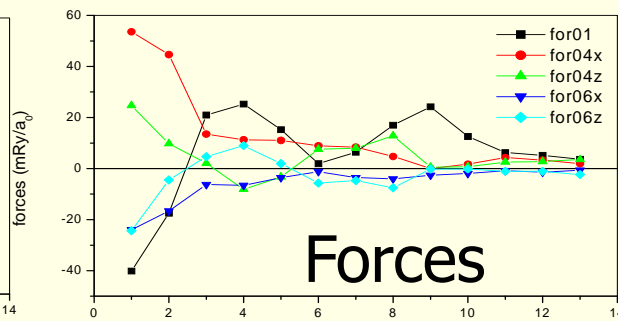
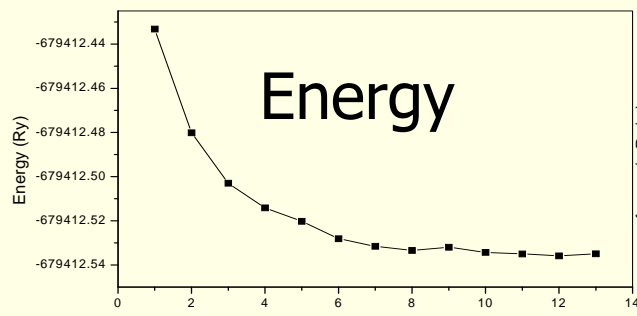


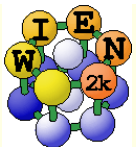
- `/home/pblaha/tio2> min_lapw [-p -it -sp] [-j "run -fc 1 -p -it"] [-NI]`
 - *performs scf-cycle for fixed positions*
 - *get forces and move atoms along forces (building an approximate Hessian) and writing a new case.struct file*
 - *extrapolate density (case.clmsum)*
 - *perform next scf cycle and loop until forces are below „tolf“*
 - **CONTROL FILES:**
 - `.minstop` stop after next structure change
- `tio2.inM` (generated automatically by "pairhess" at first call of min_lapw)
 - `PORT 2.0` `#(NEW1, NOSE, MOLD, tolf (a4,f5.2))`
 - `0.0 1.0 1.0 1.0` `# Atom1 (0 will constrain a coordinate)`
 - `1.0 1.0 1.0 1.0` `# Atom2 (NEW1: 1,2,3:delta_i, 4:eta (1=MOLD, damping))`
- **monitor minimization in file case.scf_mini**
 - *contains last iteration of each geometry step*
 - *each step N is saved as case_N.scf (overwritten with next min_lapw !)*
 - `grep :ENE case.scf_mini`
 - `grep :FGLxxx case.scf_mini` `(:POSxxx)`



- damped Newton mechanics scheme (NEW1: with variable step)
- **quite efficient quasi-Newton (PORT) scheme**
 - minimizes E (using forces as gradients and construct approx. Hessian)
 - If minimizations gets stuck or oscillates: (because E and F_i are inconsistent):
 - touch .minstop; min -nohess (or rm case.tmpM .min_hess)
 - improve scf-convergence (-ec), Rkmax, k-mesh, ...
 - change to NEW1 scheme

W impurity in Bi (2x2x2 supercell: Bi_{15}W)

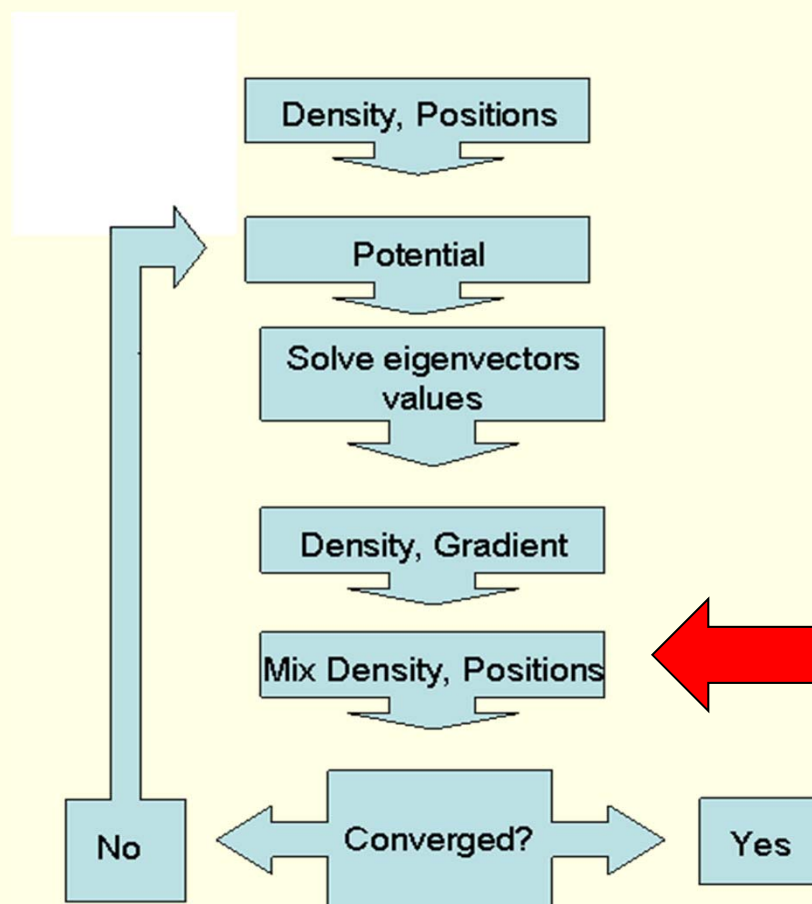


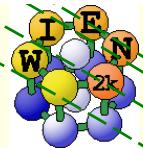


Alternative method: Fused Loop



- Treat the **density** and **atomic positions** *all* at the same time.
- No restrictions to “special” cases, general algorithm has to work for insulators, metals, semiconductors, surfaces, defects, hybrids....
- Few to no user adjustable parameters





Fused Loop



Residual Contours

Energy Contours

each step is a **single**
scf cycle producing
only **approximate**
forces

Zero-Force
Surface

Born-
Oppenheimer
Surface



Broyden Fixed-Point Methods



- Solve $(\rho(r, x) - F(\rho(r, x)), G) = 0$
- $s_k = (\rho, x)_{k+1} - (\rho, x)_k$; $y_k = (F(\rho, x), G)_{k+1} - (F(\rho, x), G)_k$
- Broyden's "Good Method"

$$B_{k+1} = B_k + \frac{(y_k - B_k s_k) s_k^T}{s_k^T s_k} \quad H_{k+1} = H_k + \frac{(s_k - H_k y_k) s_k^T}{s_k^T y_k}$$

- Broyden's "Bad Method"

$$H_{k+1} = H_k + \frac{(s_k - H_k y_k) y_k^T}{y_k^T y_k}$$

C.G. Broyden, A Class of Methods for Solving Nonlinear Simultaneous Equations, *Mathematics of Computation*, 19 (1965) 577-593.

- Generalizable to multiseccant method (better,



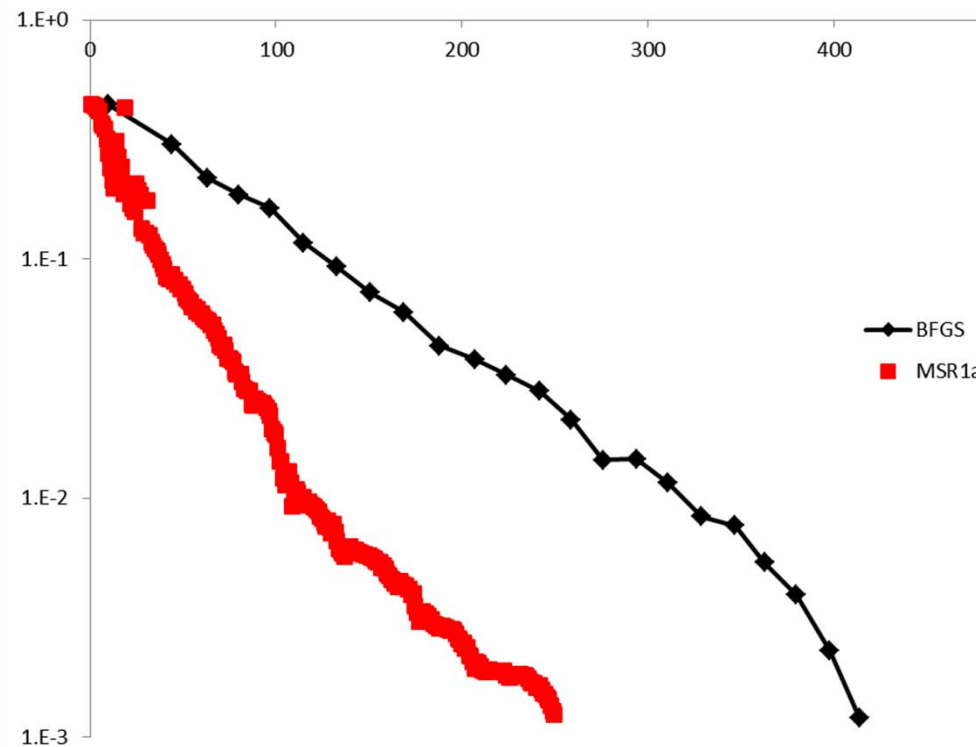
Comparison of the 2 methods



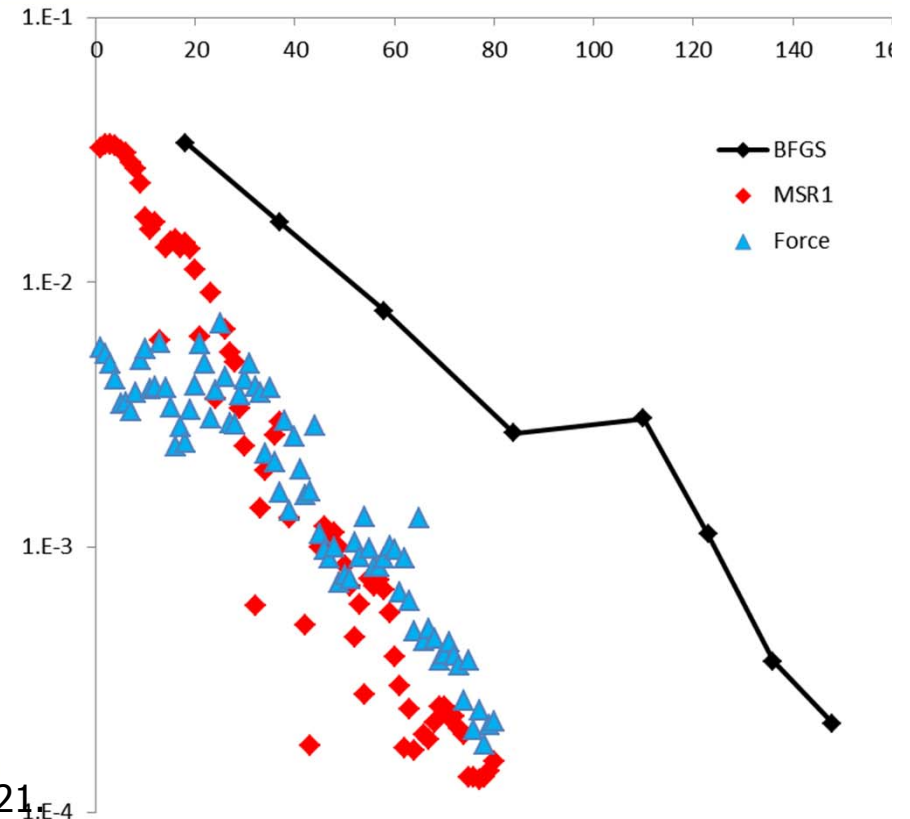
Larger Problems:

52 atoms, MgO (111)+H₂O

108 atoms AlFe

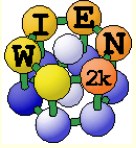


J. Ciston, A. Subramanian, L.D. Marks, PRB, 79 (2009) 085421



Lyudmila V. Dobysheva (2011)

J. Chem. Theory
Comput, DOI:
10.1021/ct4001685



- `run_lapw -min -fc 1.0 -cc 0.001 -ec 0.0001 [-it -noHinv -p]`
- generates `case.inM` and modifies `case.inm` and sets „**MSR1a**“
- This runs ONE big scf-calculations optimizing the density and the positions (forces towards zero) simultaneously (may need hundreds of iterations).
- Monitor: `:ENE` and `:FR` (av. and max forces, movements)
- it continues until all `:FR` quantities are below „`tolf`“ (`case.inM`) and switches then automatically to MSR1 for a final charge optimization (with fixed positions).
- quite efficient, **recommended** method, still under development by L.Marks (Northwestern Univ).




Calculations of Phonons: The Direct Method



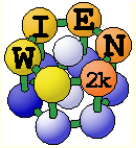
WIEN2k + Phonon

Copyright by K.Parlinski



<http://wolf.ifj.edu.pl/phonon/>

alternatively use A.Togo`s **PHONOPY** code
(see www.wien2k.at/unsupported)



THEORY OF DIRECT METHOD

System energy E (at $T = 0$) as a function of atomic positions $\mathbf{R}(\mathbf{n}, \mu)$ is

$$E(\mathbf{R}(\mathbf{n}, \mu), \dots, \mathbf{R}(\mathbf{m}, \nu), \dots) = E_0 + \frac{1}{2} \sum_{\mathbf{n}, \mu, \mathbf{m}, \nu} \Phi(\mathbf{n}, \mu, \mathbf{m}, \nu) \mathbf{U}(\mathbf{n}, \mu) \mathbf{U}(\mathbf{m}, \nu)$$

where the *force constant matrix* are

$$\Phi_{i,j}(\mathbf{n}, \mu, \mathbf{m}, \nu) = \left. \frac{\partial^2 E}{\partial R_i(\mathbf{n}, \mu) \partial R_j(\mathbf{m}, \nu)} \right|_0$$

is defined at $\left. \frac{\partial E}{\partial R_i(\mathbf{n}, \mu)} \right|_0 = 0$.

The *dynamical matrix* is defined as

$$\mathbf{D}(\mathbf{k}; \mu, \nu) = \frac{1}{\sqrt{M_\mu M_\nu}} \sum_{\mathbf{m}} \Phi(0, \mu; \mathbf{m}, \nu) \exp\{-2\pi i \mathbf{k} \cdot [\mathbf{R}(0, \mu) - \mathbf{R}(\mathbf{m}, \nu)]\}$$

\mathbf{m} runs over *all* atoms. Diagonalization of the dynamical matrix

$$\omega^2(\mathbf{k}, j) \mathbf{e}(\mathbf{k}, j) = \mathbf{D}(\mathbf{k}) \mathbf{e}(\mathbf{k}, j)$$

gives phonon frequencies $\omega^2(\mathbf{k}, j)$ and polarization vectors $\mathbf{e}(\mathbf{k}, j)$.

Any *atomic displacement* $\mathbf{U}(\mathbf{m}, \nu)$ generates forces

$$\mathbf{F}(\mathbf{n}, \mu) = -\partial E / \partial \mathbf{R}(\mathbf{n}, \mu)$$


on all other atoms. Hence

$$F_i(\mathbf{n}, \mu) = -\sum_{\mathbf{m}, \nu, j} \Phi_{i,j}(\mathbf{n}, \mu, \mathbf{m}, \nu) U_j(\mathbf{m}, \nu)$$

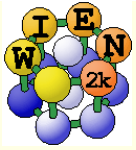
Master equation of direct method.



$$V = \frac{1}{2} k x^2$$



n, m : cells
 μ, ν : atoms



CUMMULANT FORCE CONSTANTS

Displace an atom by $\mathbf{U}(\mathbf{m}, \nu)$

$$F_i(\mathbf{n}, \mu) = - \sum_{\mathbf{L}} \Phi_{i,j}(\mathbf{n}, \mu, \mathbf{m} + \mathbf{L}, \nu) U_j(\mathbf{m}, \nu)$$

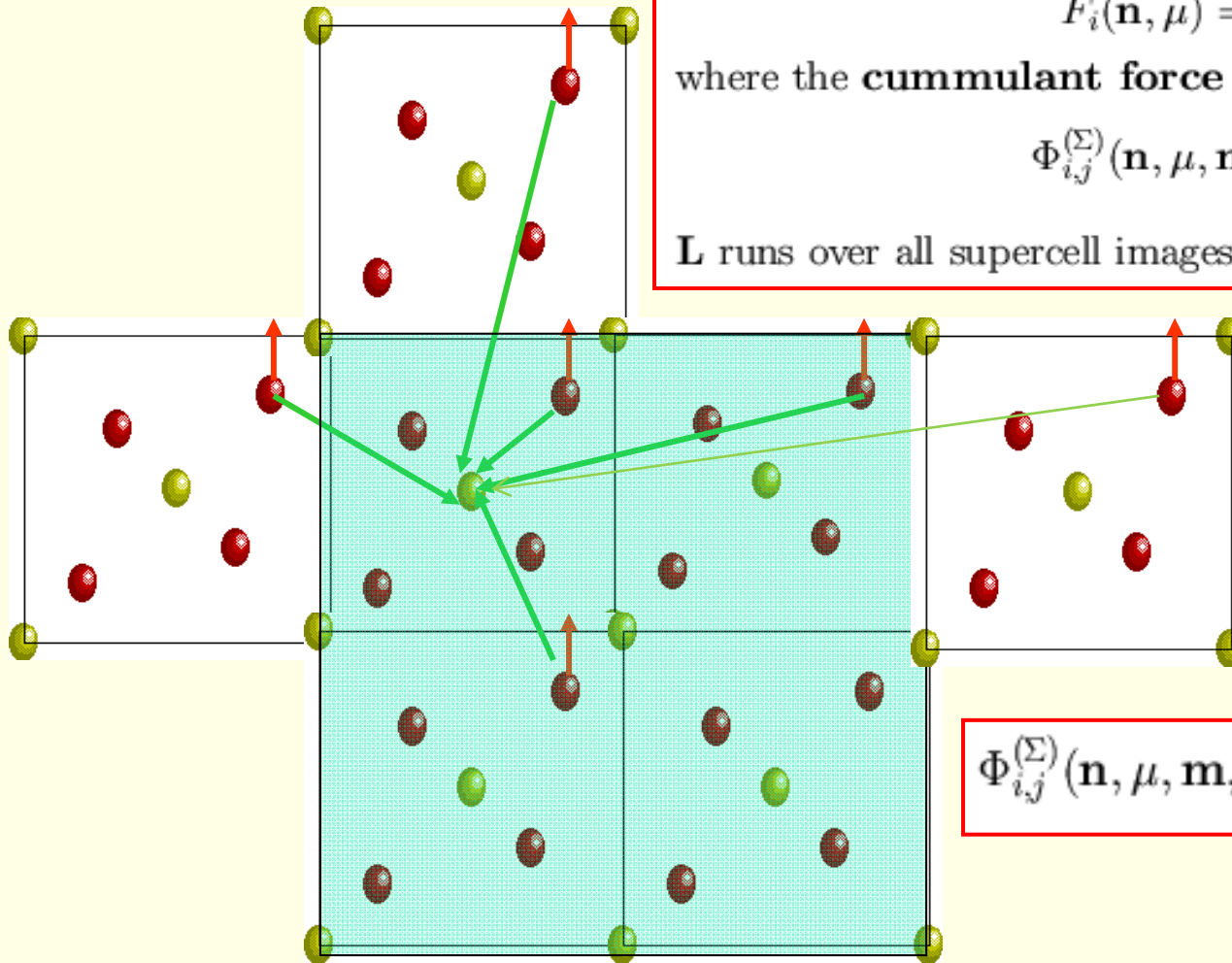
$\mathbf{L} = (L_a, L_b, L_c)$ are the indices of supercell lattice constants.
or

$$F_i(\mathbf{n}, \mu) = -\Phi_{i,j}^{(\Sigma)}(\mathbf{n}, \mu, \mathbf{m}, \nu) U_j(\mathbf{m}, \nu)$$

where the **cummulant force constant** is

$$\Phi_{i,j}^{(\Sigma)}(\mathbf{n}, \mu, \mathbf{m}, \nu) = \sum_{\mathbf{L}} \Phi_{i,j}(\mathbf{n}, \mu, \mathbf{m} + \mathbf{L}, \nu)$$

\mathbf{L} runs over all supercell images.



$$\Phi_{i,j}^{(\Sigma)}(\mathbf{n}, \mu, \mathbf{m}, \nu) = \sum_{\mathbf{L}} \Phi_{i,j}(\mathbf{n}, \mu, \mathbf{m} + \mathbf{L}, \nu)$$



Supercell dynamical matrix. Exact wave vectors.



Conventional dynamical matrix:

$$D(\mathbf{k}; \mu, \nu) = \frac{1}{\sqrt{M_\mu M_\nu}} \sum_{\mathbf{m}} \Phi(0, \mu; \mathbf{m}, \nu) \exp\{-2\pi i \mathbf{k} \cdot [\mathbf{R}(0, \mu) - \mathbf{R}(\mathbf{m}, \nu)]\}$$

Supercell dynamical matrix:

$$D^{(SC)}(\mathbf{k}; \mu, \nu) = \frac{1}{\sqrt{M_\mu M_\nu}} \sum_{\mathbf{m} \in SC} \Phi^{(SC)}(0, \mu; \mathbf{m}, \nu) \exp\{-2\pi i \mathbf{k} \cdot [\mathbf{R}(0, \mu) - \mathbf{R}(\mathbf{m}, \nu)]\}$$

These two matrices are equal if

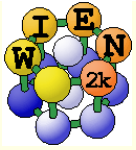
$$D^{(SC)}(\mathbf{k}; \mu, \nu) = D(\mathbf{k}; \mu, \nu)$$

- **interaction range** is confined to **interior** of supercell (supercell is big enough)
- wave vector is **commensurate with the supercell** and fulfils the condition (independent of interaction range):

$$\exp\{-2\pi i \mathbf{k}_s \cdot \mathbf{L}\} = 1$$

At wave vectors \mathbf{k}_s the phonon frequencies are “exact”, provided the **supercell contains the complete list of neighbors**.

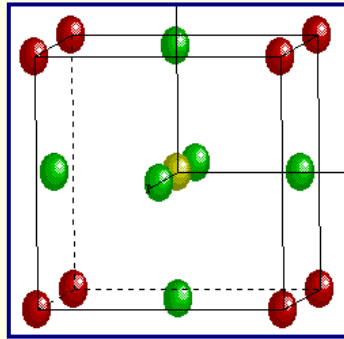
Wave vectors \mathbf{k}_s are commensurate with the supercell size.



Exact wave vectors

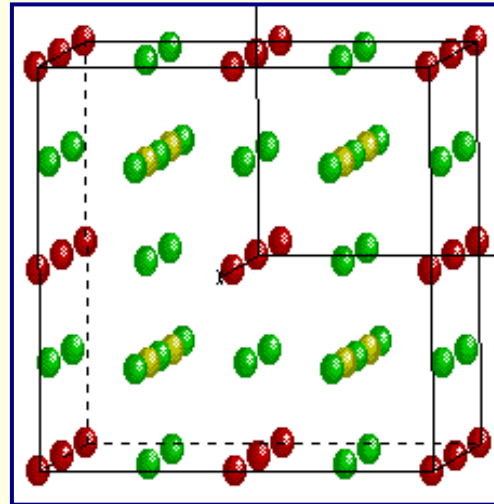


1x1x1



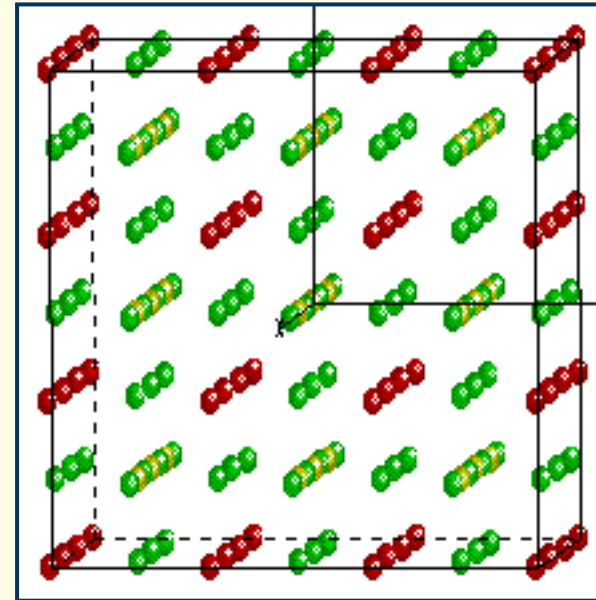
Exact: Γ

2x2x2

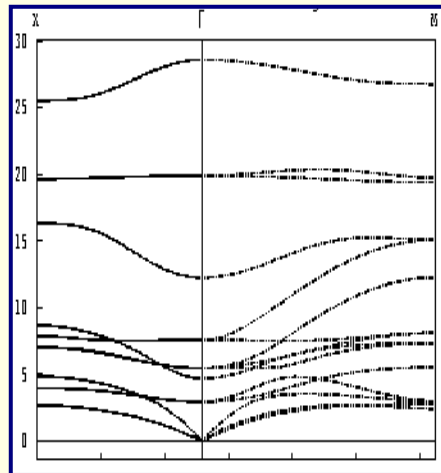


Exact: Γ, X, M, R

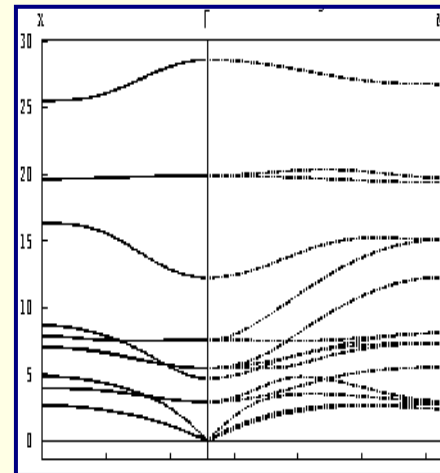
3x3x3



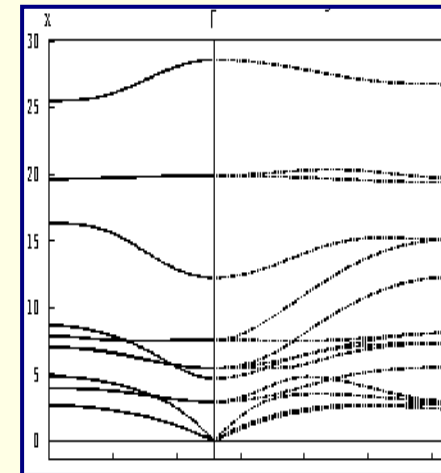
Exact: Γ



X Γ M



Γ

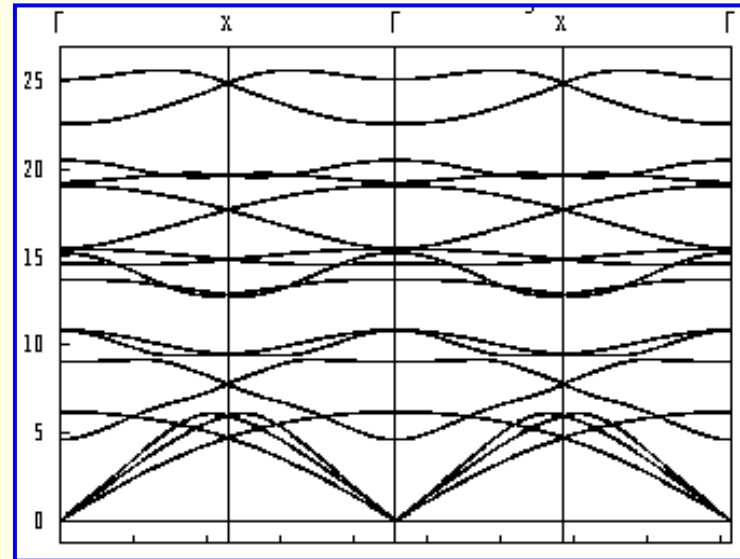




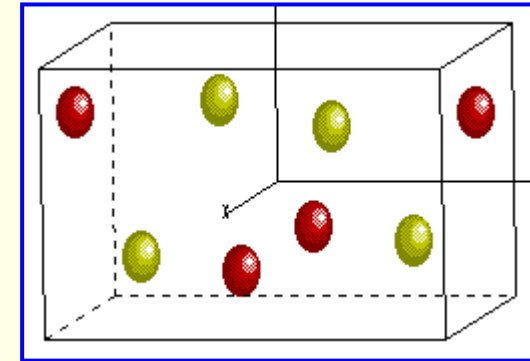
Phonon dispersions + density of states



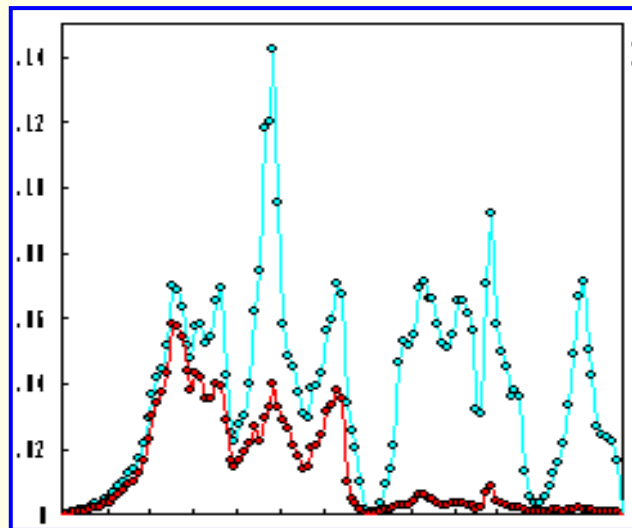
Frequency
 ω



GeO₂ P4₂/mm

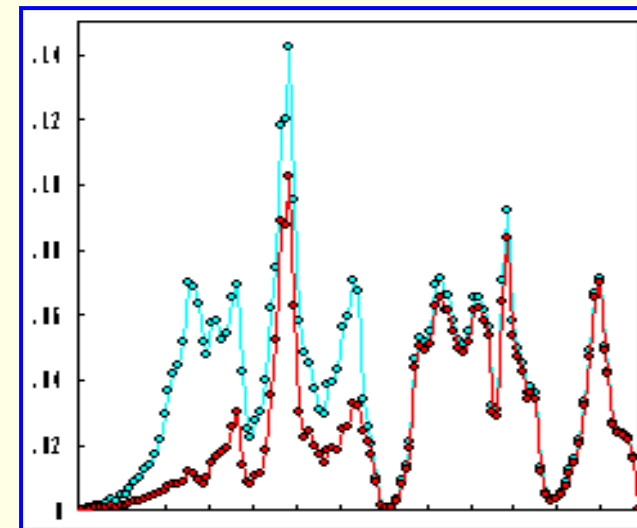


Total + Germanium



ω

Total + Oxygen



ω



Thermodynamic functions of phonon vibrations



Internal energy:

$$E = \frac{1}{2} r \int_0^\infty d\omega g(\omega) (\hbar\omega) \coth h \left(\frac{\hbar\omega}{2k_B T} \right)$$

Free energy:

$$F = r k_B T \int_0^\infty d\omega g(\omega) \ln \left[2 \sinh \left(\frac{\hbar\omega}{2k_B T} \right) \right]$$

Entropy:

$$S = r k_B \int_0^\infty d\omega g(\omega) \left\{ \left(\frac{\hbar\omega}{2k_B T} \right) \left[\coth \left(\frac{\hbar\omega}{2k_B T} \right) - 1 \right] - \ln \left[1 - \exp \left(-\frac{\hbar\omega}{k_B T} \right) \right] \right\}$$

Heat capacity C_V :

$$C = r k_B \int_0^\infty d\omega g(\omega) \left(\frac{\hbar\omega}{k_B T} \right)^2 \frac{\exp \left(\frac{\hbar\omega}{k_B T} \right)}{\left[\exp \left(\frac{\hbar\omega}{k_B T} \right) - 1 \right]^2}$$

Thermal displacements:

$$B_{ij}(\mu) = \langle U_i(\mu) U_j(\mu) \rangle$$

$$B_{il}(\mu) = \frac{\hbar r}{2M_\mu} \int_0^\infty d\omega g_{il,\mu}(\omega) \frac{1}{\omega} \coth h \left(\frac{\hbar\omega}{2k_B T} \right)$$



PHONON-I



■ PHONON

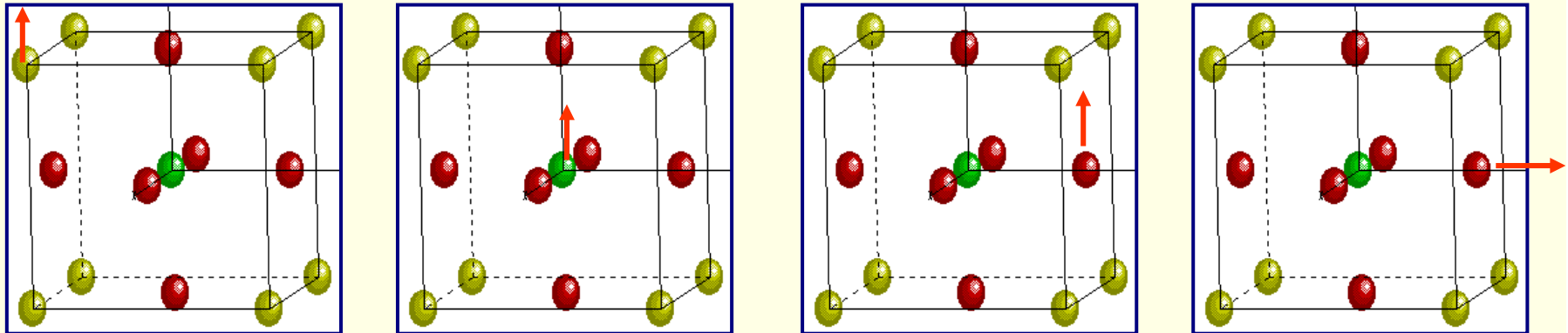
- *by K.Parlinski (Crakow)*
- *Linux or MS-windows*
- *uses a „direct“ method to calculate Force-constants with the help of an ab initio program*
- *with these Force-constants phonons at arbitrary k-points can be obtained*

- Define your spacegroup
- Define all atoms



<http://wolf.ifj.edu.pl/phonon/>

- *selects symmetry adapted atomic displacements (4 displacements in cubic perovskites)*



(Displacement pattern for cubic perovskite)

- *select a supercell: (eg. 2x2x2 atom P-type cell)*
- *calculate all forces for these displacements with high accuracy(WIEN2k)*
- *→ force constants between all atoms in the supercell*
- *→ dynamical matrix for arbitrary q-vectors*
- *→ phonon-dispersion ("bandstructure") using PHONON (K.Parlinski)*



PHONON-II



- Define an interaction range (supercell)
 - create *displacement file*
 - transfer *case.d45* to Unix
- Calculate forces for all required displacements
 - *init_phonon_lapw*
 - for each displacement a *case_XX.struct* file is generated in an extra directory
 - runs *nn* and lets you define *RMT* values like:
 - 1.85 1-16



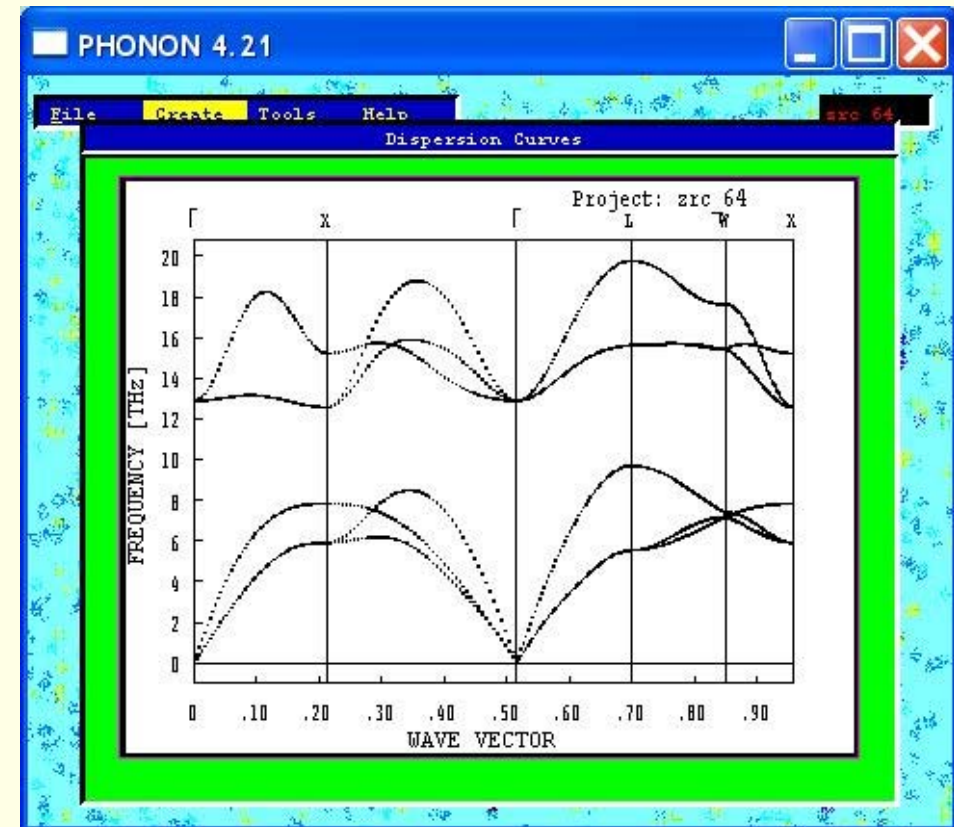
- *init_lapw*: either *without symmetry* (and then copies this setup to all *case_XX*) or *with symmetry* (must run *init_lapw* for all *case_XX*) (Do NOT use *SGROUP*)
- *run_phonon*: *run_lapw -fc 0.1 -i 40* for each *case_XX*



PHONON-III



- **analyze_phonon_lapw**
 - reads the *forces* of the *scf* runs
 - generates „*Hellman-Feynman*“ file *case.dat* and a „*symmetrized HF-file case.dsy* (when you have displacements in both directions)
 - check quality of forces:
 - $\sum F_x$ should be small (0)
 - $\text{abs}(F_x)$ should be similar for +/- displacements
- transfer *case.dat* (*dsy*) to Windows
- Import HF files to PHONON
- Calculate force constants
- Calculate phonons, analyze phonons eigenmodes, thermodynamic functions





Applications:



- phonon frequencies (compare with IR, raman, neutrons)
- identify dynamically unstable structures, describe phase transitions, find more stable (low T) phases.
- free energies at $T > 0$; quasiharmonic approximation

Pyrochlore structure of $Y_2Nb_2O_7$: strong phonon instabilities \rightarrow phase transition

